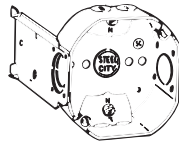




## Round/octagon boxes and accessories

### 4" Octagon boxes

**54151 N****54151 NE** Adjustable ears recessed 5/8"**54151 NL**  
L bracket flush mounted**54151 NV**  
V bracket recessed 1/2"**54171N-25****54171 NL**  
L bracket mounted flush**54171NV-25**  
V bracket recessed 1/2"**54151 1/2****54151 3/4****54151 1/2 & 3/4****54151 V 1/2**  
V bracket recessed 1/2"**54151 L 1/2**  
L bracket mounted flush**54151 J 1/2**  
Mounted on 6010-DW bar adjustable 10 1/2" to 18 1/2". Offset for 1/2", 3/4" or 7/8" plaster. Maximum horizontal positioning. 3/8" fixture stud.**541711/2-25****54171 1/2 3/4****54171 3/4****54171 1****54151AV-25**  
V bracket recessed 1/2"**54151 A****54151 AL**  
L bracket mounted flush

### 4" Octagon boxes

Cat. No.	Depth (in.)	Capacity (cu. in.)	Clamps	Brackets	Knockouts (in.)				Std. Ctn.	
					Ea. side Conduit	Ea. end Conduit	Ea. end Cable	Bottom Conduit		
With non-metallic sheathed cable clamps										
54151 N	1½	15.8	C-5	–	1-1½	–	2	1-1½	50	
54151 NE	1½	15.8	C-5	–	1-1½	–	2	1-1½	50	
54151 NL	1½	15.8	C-5	L	1-1½	–	2	1-1½	50	
54151 NV	1½	15.8	C-5	V	1-1½	–	2	1-1½	50	
54171N-25	2⅛	22.5	C-5	–	1-1½	–	2	1-1½	50	
54171 NL	2⅛	22.5	C-5	L	1-1½	–	2	1-1½	50	
54171NV-25	2⅛	22.5	C-5	V	1-1½	–	2	1-1½	25	
With conduit KOs										
54151 1/2	1½	15.8	–	–	1-1½	1-1½	–	5-1½	50	
54151 3/4	1½	15.8	–	–	1-¾	1-¾	–	3-1½ 2-¾	50	
54151 1/2 & 3/4	1½	15.8	–	–	1-1½	1-¾	–	3-1½ 2-¾	50	
54151 V 1/2	1½	15.8	–	V	1-1½	1-1½	–	5-1½	25	
54151 L 1/2	1½	15.8	–	L	1-1½	1-1½	–	5-1½	25	
54151 J 1/2	1½	15.8	–	With bar hanger	1-1½	1-1½	–	4-1½	25	
541711/2-25	2⅛	22.5	–		–	1-1½	1-1½	–	5-1½	50
54171 3/4	2⅛	22.5	–		–	1-¾	1-¾	–	3-1½	25
54171 1/2 3/4	2⅛	22.5	–		–	1-1½	1-¾	–	3-1½	25
54171 1	2⅛	22.5	–	–	1-1	1-1	–	3-1½ 2-¾	25	
With armored cable/metal-clad clamps										
54151 A	1½	15.8	C-3	–	1-1½	–	2	1-1½	25	
54151AV-25	1½	15.8	C-3	V	1-1½	–	2	1-1½	50	
54151 AL	1½	15.8	C-3	L	1-1½	–	2	1-1½	25	

50 lb. maximum loading for fixtures.


## Round/octagon boxes and accessories

### 4" Octagon boxes (continued)



#### 54151 NF

Octagon box mounted on adjustable bar hanger. 50 lb. load max rating.



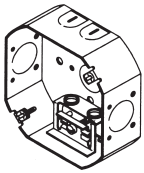
#### 54151 AF

Octagon box mounted on adjustable bar hanger. 50 lb. load max rating.

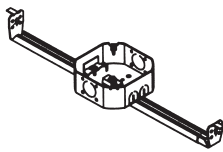
#### 4" Octagon boxes

Cat. No.	Depth (in.)	Capacity (cu. in.)	Bar Hanger Number	Bar Length (in.)	Offset for	Stud (in.)	Std. Ctn.
<b>For non-metallic sheathed cable</b>							
54151 NF	1½	15.8	6010-DW	10½-18½	—	⅜	25
54151 NO	1½	15.8	6010-ADW	14½-26½	—	⅜	25
54151 NG	1½	15.8	6011-DW	10½-18½	—	Fastener	25
54151 NP	1½	15.8	6011-ADW	14½-26½	—	Fastener	25
<b>For armored cable/metal-clad</b>							
54151 AF	1½	15.8	6010-DW	10½-18½	Drywall	⅜	25

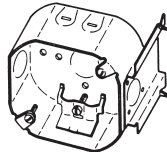
50 lb. maximum loading for fixtures.



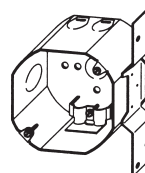
4-OW-MXN



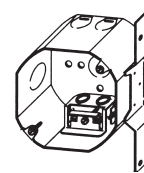
4-OW-LC-BHC



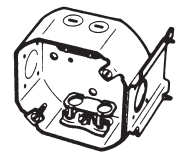
4-O-ULC



4-OD-LCB



4-OD-FB-MXN



4-OD-U-MXN

#### 4" Octagon boxes


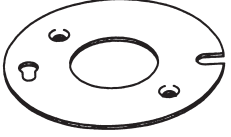
Cat. No.	Depth (in.)	Capacity (cu. in.)	Description	Construction Type	Std. Ctn.
4-OW-MXN	1½	15.5	<b>For metal-clad cable</b> Two Loom KOs in each of two opposite sides, one ½" KO in other two sides and one ½" KO in bottom. Two MXN clamps for MC, AC/BX and non-metallic sheathed cable (NM) included with 10/32 deep-slotted screws. Clamps are UL Listed for use with cable sizes 14/2 through 10/3 with ground*	Welded	50
4-OW-LC-BHC	1½	15.5	<b>For non-metallic sheathed cable</b> Two loom KOs in each of two opposite sides, one ½" KO in other two sides. Box mounted with clip to adjustable hanger. Two loom clamps for use on non-metallic sheathed cable with 10/32 deep-slotted screws assembled*	Welded	25
4-O-ULC	1½	15.5	<b>For non-metallic sheathed cable</b> Two loom KOs in each of two opposite sides, ½" KOs in other two sides and one ½" KO in bottom. Two loom clamps for use on non-metallic sheathed cable with 10/32 deep-slotted screws assembled. U bracket for overhead work*	Drawn	50
4-OD-LCB	2⅛	21.5	<b>For non-metallic sheathed cable</b> Two loom KOs in each of two opposite sides, one ½" KO in side opposite bracket and one ½" KO in bottom. Two loom clamps for use on non-metallic sheathed cable with 10/32 deep-slotted screws assembled. Flat bracket offset ½" from face*	Drawn	25
4-OD-FB-MXN	2⅛	21.5	<b>For metal-clad cable</b> Two loom KOs in each of two opposite sides, one ½" KO in side opposite bracket and one ½" KO in bottom. Two MXN clamps for MC, AC/BX and non-metallic sheathed cable (NM) included with 10/32 deep-slotted screws. Clamps are UL Listed for use with cable sizes 14/2 through 10/3 with ground. Flat bracket offset ½" from face*	Drawn	25
4-OD-U-MXN	2⅛	21.5	<b>For metal-clad cable</b> Two loom KOs in each of two opposite sides, one ½" KO in other two sides and one ½" KO in bottom. Two MXN clamps for MC, AC/BX and non-metallic sheathed cable (NM) included with 10/32 deep-slotted screws. Clamps are UL Listed for use with cable sizes 14/2 through 10/3 with ground. U bracket for overhead work*	Drawn	25

Uses Steel City® 4" octagonal extension rings and 500 series rings and covers. 50 lb. maximum loading for fixtures.

## Round/octagon boxes and accessories

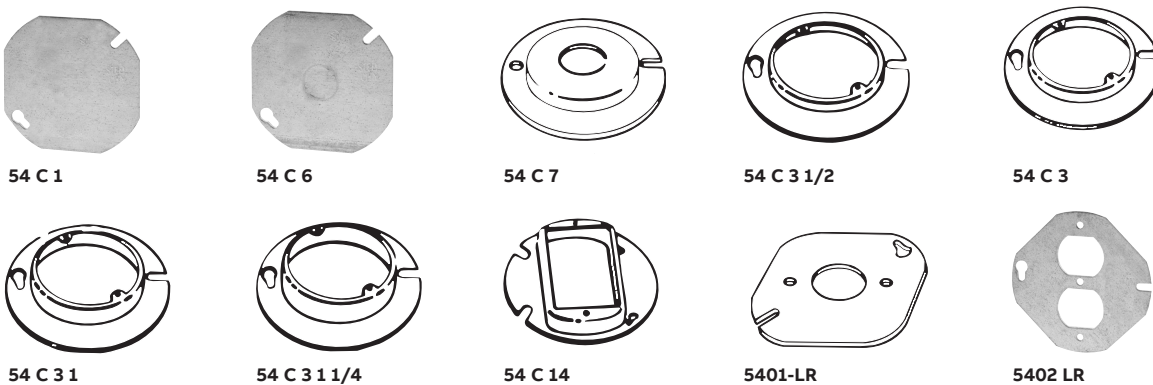
### 3" Octagon box covers

#### 3" Octagon box covers

	Cat. No.	Description	Std. Ctn.
 <b>300-DR</b>	300-DR	<b>Flat — 3½" diameter</b> For duplex receptacle in center. Screw-hole countersunk*	25
	300-SR	<b>Flat — 3½" diameter</b> For single receptacle in center. Opening 1.4" in diameter. Screw-holes countersunk*	25
 <b>300-SR</b>			

\*Fits any Steel City® 300 3" octagonal outlet box or extension ring.

### 4" Round and Octagon box covers



#### 4" Round and octagon box covers

Cat. No.	Raised (in.)	Description	Capacity (cu. in.)	Std. Ctn.
54 C 1	–	Flat, blank	–	50
54 C 6	–	Flat, with ½" KO	–	50
54 C 7	5/8	With ½" KO	3.5	25
54 C 3 1/2	1½	Center blanked with tapped ears on 2¾" centers	3.0	25
54 C 3	5/8	Center blanked with tapped ears on 2¾" centers	3.5	25
54 C 3 1	1	Center blanked with tapped ears 2 <sup>23</sup> / <sub>32</sub> " centers	5.8	25
54 C 3 1 1/4	1¼	Center blanked with tapped ears 2 <sup>23</sup> / <sub>32</sub> " centers	7.3	25
54 C 14	5/8	For single device	3.5	25
5401-LR	–	Flat, center blanked for single receptacle – 1 <sup>13</sup> / <sub>32</sub> " dia. hole	–	25
5402-LR	–	Flat, center blanked for duplex receptacle	–	25

For swivel covers, see accessories section on page 44.