


## Pre-Fab Components and Assemblies

**UL® Listed Adjustable Mud Ring**  
now available in both single-  
and two-gang.


### Adjustable Mud Rings

Mud Rings feature an inner ring that adjusts from ½" to 1½" in depth to accommodate various drywall thicknesses. Marked with a measured rule and equipped with two adjustment screws, the inner ring can be set to the anticipated depth prior to installation and then easily adjusted after drywall installation to accommodate any variation in depth (½" to 1½").

**NEW!**



**Wedge Locking Blocks**  
Designed to ensure grounding continuity




### Adjustable Mud Ring Installation/Adjustment Steps:



#### Loosen...

The two adjustment screws located on opposing corners of the mud ring.



#### Adjust...

Inner ring to be flush with wall surface.



#### Re-tighten...

Adjustment screws.

CAT. NO.	DESCRIPTION	STD. CTN.
52-C-ADJ	Single-Gang Adjustable Mud Ring, ½" to 1½"	25
52-C-ADJ2	Two-Gang Adjustable Mud Ring, ½" to 1½"	20


## Square Boxes and Accessories

UL® Listed Adjustable Mud Ring now available in both single- and two-gang.


### Adjustable Mud Rings

Mud Rings feature an inner ring that adjusts from ½" to 1½" in depth to accommodate various drywall thicknesses. Marked with a measured rule and equipped with two adjustment screws, the inner ring can be set to the anticipated depth prior to installation and then easily adjusted after drywall installation to accommodate any variation in depth (½" to 1½").

**NEW!**



**Wedge Locking Blocks**  
Designed to ensure grounding continuity



### Adjustable Mud Ring Installation/Adjustment Steps:



**Loosen...**  
The two adjustment screws located on opposing corners of the mud ring.



**Adjust...**  
Inner ring to be flush with wall surface.



**Re-tighten...**  
Adjustment screws.



CAT. NO.	DESCRIPTION	STD. CTN.
52-C-ADJ	Single-Gang Adjustable Mud Ring, ½" to 1½"	25
52-C-ADJ2	Two-Gang Adjustable Mud Ring, ½" to 1½"	20