



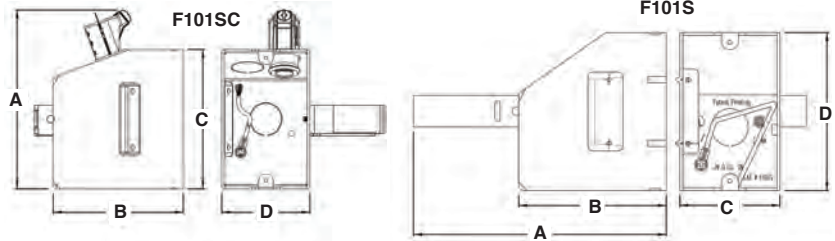
## Steel ONE-BOX™ Outlet Boxes

Steel plated outlet boxes for residential or light commercial, new construction. Mounts directly to a metal or wood stud for a secure installation.

**New!**

CATALOG NUMBER	UPC/DCI/NAED MFG #01 8997	DESCRIPTION / CU. IN.	UNIT PKG	STD PKG	DIM A	DIM B	DIM C	DIM D
F101S	12519	Single Gang / 24.0	10	10	6.000	3.500	2.380	2.337
F101SC	43635	Single Gang / 24.0 / includes 4010AST Connector (not installed)	10	10	4.800	3.500	3.740	2.380

PATENT PENDING.



F101S



F101SC

### Features and Benefits

- Mounts directly to a wood or metal stud for a super secure installation
- Ships preset for 2x6 studs with 1/2" wall finish thickness
- Adjustable for 2x4s – just bend bracket along scoreline
- Bracket also adjusts to fit wall finish thicknesses other than 1/2"
- Captive, angled screws provided inside the ONE-BOX affix it firmly to the stud
- The far side bracket standoff braces against the drywall to prevent box movement
- Extra large 24.0 cubic inch box capacity
- Formed tabs are preset for 1/2" wall thickness
- Angled box allows for easy, one-handed cable insertion
- **F101SC** includes the **4010AST** SNAP<sup>2</sup>IT<sup>®</sup> connector (not installed)

### Installation Instructions


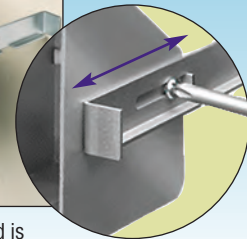


Determine size of stud. Bracket is preset for a 2x6 stud with 1/2" wall finish thickness. Attach box to wood or metal stud with the captive screws inside the box. **F101S** shown.



Installation on a 2x6 metal stud is shown. Install cable. There's no in and out movement of the box because the bracket's far side standoff braces against the drywall.

Loosen screw to adjust bracket for wall finish thickness, if NOT 1/2".



If using on a 2x4 stud bend the bracket away from the box to accommodate the smaller stud. **F101SC** on a 2x4 metal stud shown.

**Secure Installation!**  
**No in-and-out wobbling once the box is installed.**