
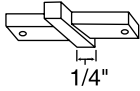



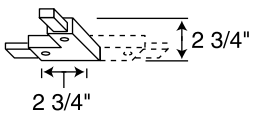

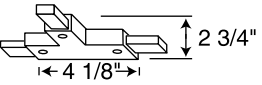
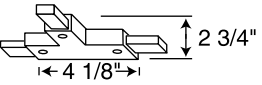

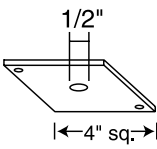

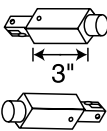


Trac-Lites™ | System Components

Connectors

Connectors

 Miniature Straight Connector	Catalog #	Finish	Description	Dimensions
	R23 WH	White	• Joins two track sections end to end	
	R23 BL	Black		
	R23 SL	Silver		
	R23 BZ	Bronze		
 Flexible Adjustable Joiner	Catalog #	Finish	Description	Dimensions
	R20 WH	White	• Joins two track sections	
	R20 BL	Black	• Can flex to 90° to the left, right, up or down	
	R20 SL	Silver		
	R20 BZ	Bronze		
 Adjustable Connector	Catalog #	Finish	Description	Dimensions
	R24 WH	White	• Joins two track sections to make a 90° angle or straight run	
	R24 BL	Black		
	R24 SL	Silver	• T27 required for junction box feed	
	R24 BZ	Bronze	• Straight and right angle covers supplied	
 "T" Connector	Catalog #	Finish	Description	Dimensions
	R25 WH	White	• Joins three track sections	
	R25 BL	Black	• T27 required for junction box feed	
	R25 SL	Silver		
	R25 BZ	Bronze		
	R25 RP WH	White	• Same as above except designed for use in opposite polarity orientation compared to standard connectors	
	R25 RP BL	Black		
	R25 RP SL	Silver		
	R25 RP BZ	Bronze	• See specification sheets for more details	
 Outlet Box Cover	Catalog #	Finish	Description	Dimensions
	T27 WH	White	• Use with R24 and R25 for outlet box electrical feed	
	T27 BL	Black	• Includes nipple, locknut, and ground screw	
	T27 SL	Silver		
	T27 BZ	Bronze		
 Track Continuation Kit	Catalog #	Finish	Description	Dimensions
	R49 WH	White	• Two conduit adapters (one left R34 and one right R34) to continue track run around or thru obstructions	
	R49 BL	Black		
	R49 SL	Silver		
	R49 BZ	Bronze	• Use with standard 1/2" electrical connectors	