
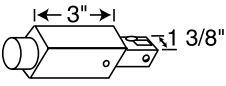

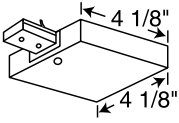


# Trac-Master® | Track System Components


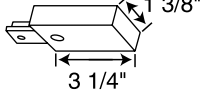
## One-Circuit System


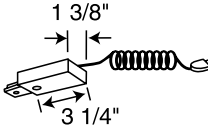
### Electrical End Feeds (cont)

 Conduit Adapter	Catalog #	Finish	Description	Dimensions
	T34 WH	White	• For surface wiring	
	T34 BL	Black	• Accepts standard 1/2" connector	
	T34 SL	Silver		
	T34 RP WH	White	• Same as above except designed for use in opposite polarity orientation compared to standard adapters	
	T34 RP BL	Black	• See specification sheets for more details	
	T34 RP SL	Silver		


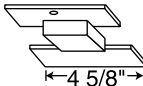
 T-Bar End Feed	Catalog #	Finish	Description	Dimensions
	T36 WH	White	• Wiring compartment contains standard 1/2" KO's	
	T36 BL	Black	• Feeds surface track from above when 15/16" T-bar is directly above track	
	T36 SL	Silver		
	T36 RP WH	White	• Same as above except designed for use in opposite polarity orientation compared to standard feeds	
	T36 RP BL	Black	• See specification sheets for more details	
	T36 RP SL	Silver		

The product and system may be covered by the following United States patent: U5,259,774


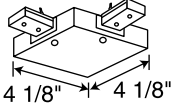
 End Feed Connector	Catalog #	Finish	Description	Dimensions
	T38 WH	White	• Feed track from above with flexible conduit, BX, etc., or end feed in pendant systems	
	T38 BL	Black	• Accepts standard 1/2" connector	
	T38 SL	Silver		
	T38 RP WH	White	• Same as above except designed for use in opposite polarity orientation compared to standard feed connectors	
	T38 RP BL	Black	• See specification sheets for more details	
	T38 RP SL	Silver		

 Cord and Plug Connector	Catalog #	Finish	Description	Dimensions
	T22 WH	White	• Comes with 15' two-wire white cord	
	T22 BL	Black	• Includes surface wire retainers and in-line switch	
	T22 SL	Silver	• Maximum capacity 7 amps	
	T122 WH	White	• Same as above but with matching color 3-wire grounded cord and plug	
	T122 BL	Black	• No switch	
	T122 SL	Silver		

### Electrical Floating Feed

 Floating Electrical Feed	Catalog #	Finish	Description	Dimensions
	T29 WH	White	• Permits mounting to any point of track under outlet box	
	T29 BL	Black	• Includes floating connector and outlet box cover plus extra track dead end	
	T29 SL	Silver		

### Electrical Joiner Feed

 T-Bar Adjustable Joiner Feed	Catalog #	Finish	Description	Dimensions
	T35 WH	White	• Joins two track sections to make 90° angle or straight run	
	T35 BL	Black	• Wiring compartment contains standard 1/2" KO's	
	T35 SL	Silver	• Feeds from above when 15/16" T-bar is directly above track	