




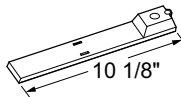

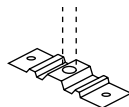

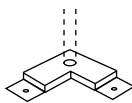

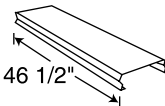



Trac-Master® | Track System Components


One-Circuit System

Pendant Mounting Accessories (cont)

	Catalog # T96 WH T96 BL T96 SL	Finish White Black Silver	Description <ul style="list-style-type: none">• Joins pendant stems for use in higher ceiling applications• Contact factory to order additional pendant stems in desired length (12", 18", 24", 36", 48") and finish	
Pendant Stem Coupling				
	Catalog # T94 WH T94 BL T94 SL	Finish White Black Silver	Description <ul style="list-style-type: none">• Allows T90 or T91 pendant to hang straight down from sloped ceilings• Can be used to feed electrical to track at up to 60° angle	
Pendant Slope Ceiling Adapter				
	Catalog # T93 WH T93 BL T93 SL	Finish White Black Silver	Description <ul style="list-style-type: none">• For use with pendant stem kits T90 and T91• Conceals electrical feed wires from stem to connector• One cover should be used for each track feed	Dimensions 
Feed Wireway Cover				
	Catalog # T92	Description <ul style="list-style-type: none">• For use with T24 connector when used straight• Permits mounting pendant stem kits (T90, T91) at center of track connector		
Straight Structural Bridge				
	Catalog # T92L WH T92L BL T92L SL	Finish White Black Silver	Description <ul style="list-style-type: none">• For use with T24 connector when used at 90°• Permits mounting pendant stem kits (T90, T91) at center of track connector	
Corner Structural Bridge				
	Catalog # T39 BL	Finish Black	Description <ul style="list-style-type: none">• 4' long black thermoplastic extrusion, covers wire carried in track wireway• Use one for 4' track, two for 8' and three for 12' track• Can be field cut	Dimensions 
Track Wireway Cover				

Miscellaneous Mounting Accessories

	Catalog # T56 WH T56 BL T56 SL	Finish White Black Silver	Description <ul style="list-style-type: none">• Attaches solid 5/16" threaded rod to one or two-circuit track• Includes plastic cap, mounting bracket and hardware; rod not supplied
Solid Rod Pendant Mounting Kit			

	Catalog # T37F T37D T37F916 T37D916	Description <ul style="list-style-type: none">• To attach track to inverted tee ceiling• Use two for 2' or 4' track and three for 6', 8' or 12' track• T37F is compatible with 15/16" grid with flush tiles• T37D is compatible with 15/16" grid with drop tiles• T37F-9-16 is compatible with 9/16" grid with flush tiles• T37D-9-16 is compatible with 9/16" grid with drop tiles
T-Bar Attachment Clip		