
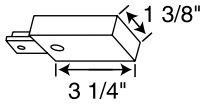

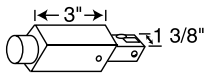


Trac-Master® | Track System Components


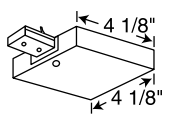
Two-Circuit System

Electrical End Feeds (cont)


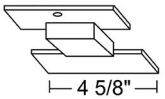
 End Feed Connector	Catalog #	Finish	Description	Dimensions
	TU38 WH TU38 BL TU38 SL	White Black Silver	<ul style="list-style-type: none"> Feed track from above with flexible conduit, BX, etc., or end feed in pendant systems Accepts standard 1/2" connector 	
	TU38 RP WH TU38 RP BL TU38 RP SL	White Black Silver	<ul style="list-style-type: none"> Same as above except designed for use in opposite polarity orientation compared to standard feed connectors See specification sheets for more details 	

 Conduit Adapter	Catalog #	Finish	Description	Dimensions
	TU34 WH TU34 BL TU34 SL	White Black Silver	<ul style="list-style-type: none"> For surface wiring Accepts standard 1/2" connector 	
	TU34 RP WH TU34 RP BL TU34 RP SL	White Black Silver	<ul style="list-style-type: none"> Same as above except designed for use in opposite polarity orientation compared to standard adapters See specification sheets for more details 	


The product and system may be covered by the following United States patent: U5,259,774

 T-Bar End Feed	Catalog #	Finish	Description	Dimensions
	TU36 WH TU36 BL TU36 SL	White Black Silver	<ul style="list-style-type: none"> Wiring compartment contains standard 1/2" KO's Feeds surface track from above when 15/16" T-bar is directly above track 	
	TU36 RP WH TU36 RP BL TU36 RP SL	White Black Silver	<ul style="list-style-type: none"> Same as above except designed for use in opposite polarity orientation compared to standard feeds See specification sheets for more details 	

Floating Electrical Feed

 Floating Electrical Feed	Catalog #	Finish	Description	Dimensions
	TU29 WH TU29 BL TU29 SL	White Black Silver	<ul style="list-style-type: none"> Permits mounting any point along track at the outlet box Includes floating connector, outlet box cover and extra track dead end 	

Electrical Joiner Feed

 T-Bar Adjustable Joiner Feed	Catalog #	Finish	Description	Dimensions
	TU35 WH TU35 BL TU35 SL	White Black Silver	<ul style="list-style-type: none"> Joins two track sections to make 90° angle or straight run Wiring compartment contains standard 1/2" KO's Feeds from above when 15/16" T-bar is directly above track 	