


Metal framing channels



Channel

Metal framing channel is cold formed on our modern rolling mills from 12 Ga. (2.6mm) and 14 Ga. (1.9mm) low carbon steel strips. A continuous slot with inturned lips provides the ability to make attachments at any point.

Lengths & Tolerances

All channels excluding 'SH' style $\pm \frac{1}{8}"$ (3.2mm) on 10' (3.05m) and $\pm \frac{3}{16}"$ (4.76mm) on 20' (6.09m)

All 'SH' channels only $\pm \frac{1}{4}"$ (6.35mm) on 10' (3.05m) and $\pm \frac{1}{2}"$ (12.70mm) on 20' (6.09m)

Custom lengths are available upon request.

Slots

Slotted series of channels offer full flexibility. A variety of pre-punched slot patterns eliminate the need for precise field measuring for hole locations. Slots offer wide adjustments in the alignment and bolt sizing.

Holes

A variety of pre-punched $\frac{9}{16}"$ (14.3 mm) diameter hole patterns are available in our channels. These hole patterns provide an economical alternative to costly field drilling required for many applications.

Knockouts

When used with series B217-20 Closure Strips, knockout channels can be used to provide an economical U.L. listed surface raceway. Channels are furnished with $\frac{7}{8}"$ (22.2 mm) knockouts on 6" (152 mm) centers, allowing for perfect fixture alignment on spans up to 20' (6.09 m).

Materials & Finishes (Unless otherwise noted)

Steel: Plain & Pre-galvanized

12 Ga. (2.6) and 14 Ga. (1.9)

Note: A minimum order may apply on special material and finishes.

Design Load (Steel & Stainless Steel)

The design loads given for strut beam loads are based on a simple beam condition using an allowable stress of 25,000 psi. This allowable stress results in a safety factor

of 1.68. This is based upon virgin steel minimum yield strength of 33,000 psi cold worked during rolling to an average yield stress of 42,000 psi. For aluminum channel loading multiply steel loading by a factor of 0.38.

Finish Code	Finish	Specification
PLN	Plain	ASTM A1011, 33,000 PSI min. yield
GRN	DURA GREEN™	
GLV	Pre-Galvanized	ASTM A653 33,000 PSI min. yield
HDG	Hot-Dipped Galvanized	ASTM A123
YZN	Yellow Zinc Chromate	ASTM B633 SC3 Type II
SS4	Stainless Steel Type 304	ASTM A240
SS6	Stainless Steel Type 316	ASTM A240
AL	Aluminum	Aluminum 6063-T6

Welding

Weld spacing is maintained between 2½ inches (63.5 mm) and 4 inches (101.6 mm) on center. Through high quality control testing of welded channels and continuous monitoring of welding equipment, we provide the most consistent combination channels available today.

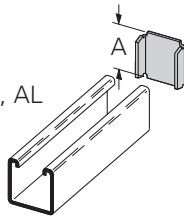
Metric

Metric dimensions are shown in parentheses. Unless noted, all metric dimensions are in millimeters.

Miscellaneous fittings

B203-B206 & B220-B223 Channel End Caps Type X

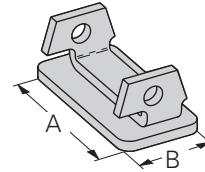
- Material: ASTM A1011 CS Type B
- Standard finishes: ZN, GRN, HDG, SS4, AL



Part No.	Use With	A In. mm	Wt./C Lbs. kg
B203	B42	1.015 (25.8)	6 (2.7)
B204	B54	.827 (21.0)	5 (2.2)
B205	B22	1.640 (41.6)	10 (4.5)
B206	B32	1.390 (35.3)	8 (3.6)
B220	B52	.827 (21.0)	4 (1.8)
B221	B12	2.452 (62.3)	15 (6.8)
B222	B11	3.265 (82.9)	20 (9.1)
B223	B24	1.640 (41.6)	10 (4.5)

B283-B286 Channel End Caps

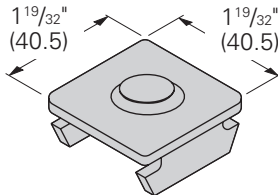
- Material: ASTM A1011 33,000 PSI min. yield
- Standard finishes: ZN, GRN



Part No.	Use With	A In. mm	B In. mm	Wt./C Lbs. kg
B283	B52	1 ¹⁹ / ₃₂ " (40.5)	2 ⁵ / ₃₂ " (19.8)	6 (2.7)
B284	B54	1 ¹⁹ / ₃₂ " (40.5)	2 ⁵ / ₃₂ " (19.8)	6 (2.7)
B285	B22	1 ¹⁹ / ₃₂ " (40.5)	1 ¹⁹ / ₃₂ " (40.5)	13 (5.9)
B286	B24	1 ¹⁹ / ₃₂ " (40.5)	1 ¹⁹ / ₃₂ " (40.5)	14 (6.3)

B287 & B288 Channel End Caps

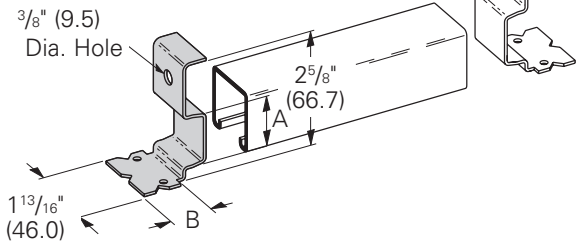
- Material: ASTM A1011 33,000 PSI min. yield
- Standard finishes: ZN, GRN



Part No.	Use With	Wt./C Lbs. kg
B287	B22	13 (5.9)
B288	B24	14 (6.3)

B3322, B3332, B3342, B3352 Anchor End Caps Type Y

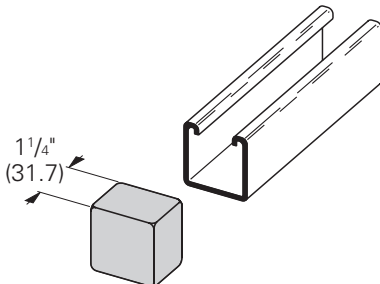
- Material: ASTM A1011 33,000 PSI min. yield
- Standard finishes: ZN



Part No.	Use With	A In. mm	B In. mm	Wt./C Lbs. kg
B3322	B22I	1.270 (32.2)	1 ³ / ₁₆ " (30.2)	15 (6.8)
B3332	B32I	1.000 (25.4)	1 ³ / ₁₆ " (30.2)	15 (6.8)
B3342	B42I	.645 (16.4)	1 ¹ / ₄ " (31.8)	15 (6.8)
B3352	B52I	.460 (11.7)	1 ⁵ / ₁₆ " (33.3)	15 (6.8)

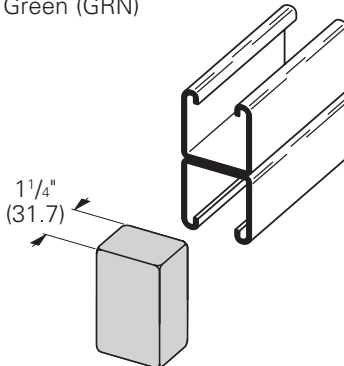
B822 Plastic End Cap for B22 & B24

- Material: Polyvinyl Chloride (PVC/Vinyl)
- Withstands intermittent temperatures up to 350°F (177°C) and 200°F (93°C) continuous
- Wt./C 3 Lbs. (1.3 kg)
- Available in colors: White (W), Yellow (Y), Black (BLK), Gray (GRY), Green (GRN)



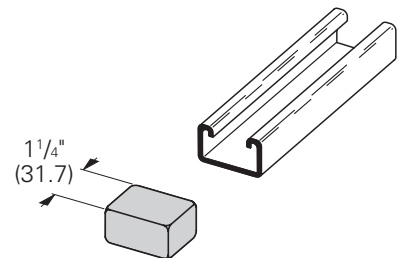
B822A Plastic End Cap for B22A & B11

- Material: Polyvinyl Chloride (PVC/Vinyl)
- Withstands intermittent temperatures up to 350°F (177°C) and 200°F (93°C) continuous
- Wt./C 5 Lbs. (2.2 kg)
- Available in colors: White (W), Yellow (Y), Black (BLK), Gray (GRY), Green (GRN)



B852 Plastic End Cap for B52 & B54

- Material: Polyvinyl Chloride (PVC/Vinyl)
- Withstands intermittent temperatures up to 350°F (177°C) and 200°F (93°C) continuous
- Wt./C 2.5 Lbs. (1.1 kg)
- Available in colors: White (W), Yellow (Y), Black (BLK), Gray (GRY), Green (GRN)



Reference page 106 for general fitting and standard finish specifications.