

## COMMERCIAL DIMMERS &amp; FAN SPEED CONTROLS

## Titan® Series Dimmers &amp; Fan Speed Controls



**A complete solution for easy, economical multi-gang installations.**

The Wattstopper Titan® Series dimmers have key features designed to increase installer productivity. Each comes with all the screwless wall plate components necessary for single gang or multi-gang installations. No need to order any additional components such as long-lead time custom wall plates to finish the job. Complete the installation with everything right out of the box, increasing productivity by finishing up in one visit instead of several.

**CD703PW**

## Titan Commercial Dimmers

- A. Exclusive labeling system** has a built-in label holder enabling instant circuit identification; looks clean and professional.
- B. Included end-caps and spacers** screw directly to heat sinks; center plate snaps easily on and off.
- C. Enclosed slider** helps prevent dust and dirt contamination.
- D. Exclusive adjustable limit control in incandescent dimmers** saves energy and extends bulb life — reduces maximum output by up to 10 percent.
- E. Air-gap switch**
- F. Improved heat management** enables superior load ratings.



**Included screwless wall plate components** make it easy to assemble a custom multi-gang wall plate in any configuration — saving money and time.

**Preset models** feature large ON/OFF button and single pole/three-way functionality.

**High-reliability design** with built-in surge and static protection plus oversize output devices to stand up to abuse.

**Power-failure memory** retains presets through power outages.

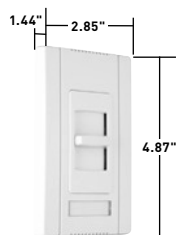
**Widest choice of amperage ratings** with minimal or no de-rating for faster job planning.

**CDADAPTORKITW**

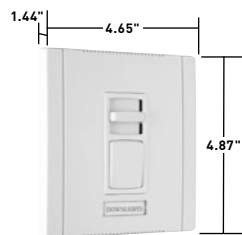
**Adaptor kit enables matching installation of standard P&S Decorator-Style Devices** — outlets, switches, GFCIs and more. See page 0-21 for ordering information.

## COMMERCIAL DIMMERS &amp; FAN SPEED CONTROLS

## Titan® Series Magnetic Low-Voltage Dimmers &amp; Adaptor Kit



CDLV700W - Narrow



CDLV1103PW - Wide

CATALOG NUMBER	DESCRIPTION	RATINGS	NARROW OR WIDE	COLOR
<b>MAGNETIC LOW-VOLTAGE</b>				
CDLV700I CDLV700W CDLV700 CDLV700GRY CDLV700BK CDLV700LA	Single Pole, Slide-to-OFF	120V, 700W	Narrow	Ivory White Brown Gray Black Light Almond
CDLV703PI CDLV703PW CDLV703P CDLV703PGRY CDLV703PBK CDLV703PLA	Single Pole/3-Way, Preset	120V, 700W	Narrow	Ivory White Brown Gray Black Light Almond
CDLV1100I CDLV1100W CDLV1100 CDLV1100GRY CDLV1100BK CDLV1100LA	Single Pole, Slide-to-OFF	120V, 1100W	Narrow	Ivory White Brown Gray Black Light Almond
CDLV1103PI CDLV1103PW CDLV1103P CDLV1103PGRY CDLV1103PBK CDLV1103PLA	Single Pole/3-Way, Preset	120V, 1100W	Narrow	Ivory White Brown Gray Black Light Almond
CDLV1600I CDLV1600W CDLV1600 CDLV1600GRY CDLV1600BK CDLV1600LA	Single Pole, Slide-to-OFF	120V, 1600W	Wide	Ivory White Brown Gray Black Light Almond
CDLV1603PI CDLV1603PW CDLV1603P CDLV1603PGRY CDLV1603PBK CDLV1603PLA	Single Pole/3-Way, Preset	120V, 1600W	Wide	Ivory White Brown Gray Black Light Almond
<b>ADAPTOR KIT</b>				
CDADAPTORKITI CDADAPTORKITW CDADAPTORKIT CDADAPTORKITGRY CDADAPTORKITBK CDADAPTORKITLA	Decorator-Style Device Adaptor Kit		Narrow	Ivory White Brown Gray Black Light Almond

## Features

- Field configurable wall plate system.
- Labeling system.
- Adjustable low end output voltage.
- Shipped with protective film.
- Rugged construction.
- Superior ratings with a minimum of de-rating when ganged.
- Simple to plan the rough-in.
- Available in single pole slide-to-OFF and single pole/3-way preset models.
- Attractive European styling.
- Eye-catching packaging.
- Exclusive adaptor kit to install other decorator-style opening devices under the Titan® wall plate system.
- Blank center plate included.



CDADAPTORKITW

Adaptor kit enables matching installation of standard P&S decorator-style Devices – outlets, switches, GFCIs and more.

For technical specifications, de-rating, and rough-in box charts, see Page U-170.

All devices listed on this page conform to NEMA WD-1 and WD-6. UL Listed and CSA Certified.