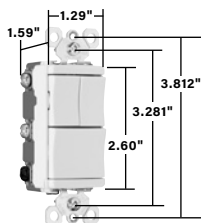


# SWITCHES



## Specification Grade Paddle Combination Switches 20A, 277VAC



### 15 & 20 Amp

### Features

- Unique "Up/Down" switches match the look and feel of standard paddle switches.
- Impact-resistant face and body.
- Side and external screw pressure plate back wire accepts #12 and #14 AWG.
- All screws are tri-drive.
- Full wraparound heavy-gauge steel strap is plated for corrosion resistance and features lock-in tabs.
- Patented split circuit tab – easily accessible, and can be reinstalled without a tool.

CATALOG NUMBER	RATING		COLOR	3RD PARTY COMPLIANCE	
	A.	VAC		 cULus	 UL20
TWO SINGLE POLE SWITCHES					
PS81120I	20	277	Ivory	▪	▪
PS81120W	20	277	White	▪	▪
PS81120LA	20	277	Light Almond	▪	▪
THREE SINGLE POLE SWITCHES					
PS811120I	20	277	Ivory	▪	▪
PS811120W	20	277	White	▪	▪
PS811120LA	20	277	Light Almond	▪	▪