

## 500® &amp; 700® SERIES RACEWAY



For over 100 years, one-piece, single-channel raceway has been the ideal choice for basic power or communication/low voltage installations. It's easy to install and features a low profile appearance that blends with any decor.



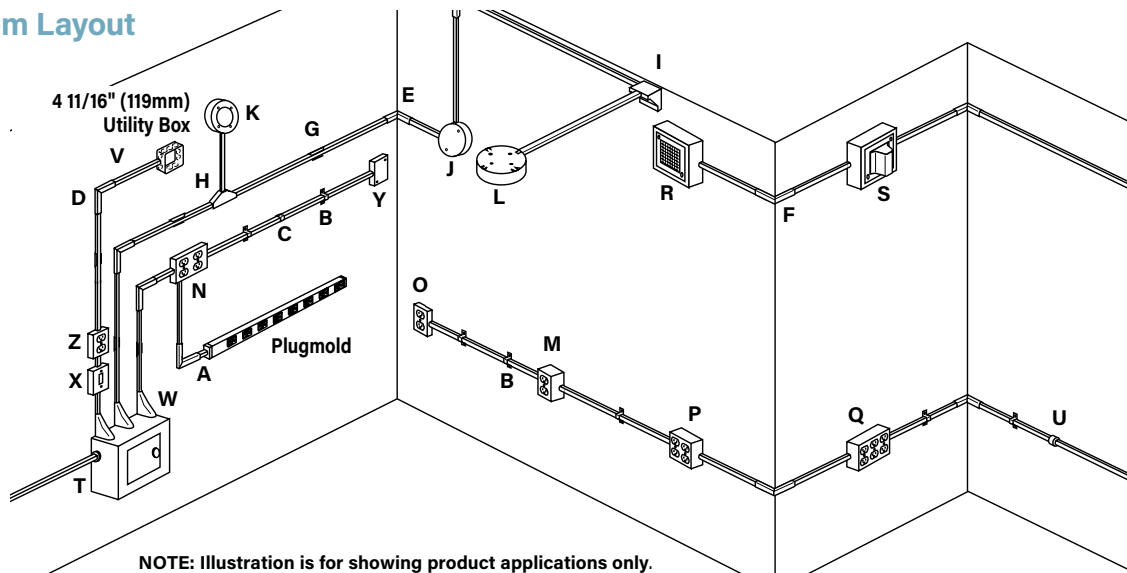
Download this product's PEP ecopassport, environmental product declaration at [www.legrand.us/resources-and-downloads](http://www.legrand.us/resources-and-downloads). This declaration conforms with ISO 14025 and 14040 and is in alignment with EN 15804.

## CODE REFERENCE

**cULus Listed Raceway:**  
File E4376 Guide RJBT.

**Fittings:**  
File E41751 Guide RJPR.  
Meets Article 386 of NEC.  
Meets Section 12-1600 of CEC.

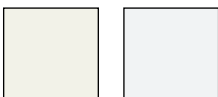
## System Layout



## KEY

- |                           |                                       |   |                                      |
|---------------------------|---------------------------------------|---|--------------------------------------|
| A. 2089E Reducing Fitting | I. 5719 Corner Box                    | P. 5748-2 Two-Gang Device Box             | V. 5785 Combination Connector        |
| B. 504 Mounting Strap     | J. 5734A Utility Box                  | Q. 5748-3 Three-Gang Device Box           | W. V5786 Adjustable Offset Connector |
| C. 506 Cover Clip         | K. 5738 Fixture Box Solid Base        | R. 5752 Alarm Device Box                  | X. 5724O Single Pole Switch and Box  |
| D. 511 Flat Elbow         | L. V5739 Fixture Box Solid Base       | S. 5753 Extra Deep Alarm Device Box       | Y. 57242 Utility Box                 |
| E. 517 Internal Elbow     | M. 5744 Extra Deep Device Box         | T. 5781 Box Connector                     | Z. 57243G Duplex Receptacle and Box  |
| F. 518 External Elbow     | N. 5747-2 Two-Gang Shallow Device Box | U. 5782 1/2" Trade Size Conduit Connector |                                      |
| G. 5703 Supporting Clip   | O. 5748S Shallow Device Box           |   |                                      |
| H. 5715 Tee               |                                       |   |                                      |

## COLOR OPTIONS



500' and 700' Series Raceway Part Numbers with a "V" prefix have an ivory finish. Part Numbers with a "WH" suffix have a white finish. Some Device Boxes used in safety applications are also available with a red painted finish.

**Custom color options are also available. Consult the factory for more information.**

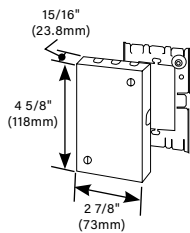
# 500® & 700® SERIES RACEWAY

## 500 & 700 Series Raceways Interconnectivity Fittings

CONNECTION REQUIRED		USE CATALOG NUMBER
FROM	TO	
500 Series, 700 Series Raceway	1500 Series Raceway	1517B
500 Series Raceway	Side of 2000 Series Raceway	V2089
500 Series Raceway	End of 2000 Series Raceway	V2089E
Existing Outlet	500 or 700 Series Raceway	V5751
Panel Box	500 or 700 Series Raceway	V5786
1/2" trade size Conduit or Armored Cable	500 or 700 Series Raceway	5782, V5784
3/4" trade size Conduit or Armored Cable	500 or 700 Series Raceway	5782A
Boxes with 1/2" trade size KOs	500 or 700 Series Raceway	5781, V5785
Boxes with 3/4" trade size KOs	500 or 700 Series Raceway	5781A
3" (76mm) or 4" (102mm) Ceiling Boxes	500 or 700 Series Raceway	V5737, V5737A, V5739
Single-Gang Outlet Box	Two-Gang Surface Box	V5735, V5744-2, V5744S-2, V5747-2, V5748-2
14/2, 14/3, 12/2, 12/3 Armored Cable	500 or 700 Series Raceway	5790B
1/2" trade size EMT	5700 Series Boxes	5791

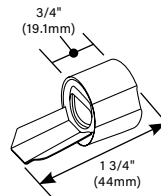
## 500 & 700 Series Raceway Fittings Ordering Information (continued)

### V5760 Blank Extension Box



Extension for existing flush switch and receptacle boxes to blank original outlet. Closed base version available as a special order.

### Conduit Connector (Galvanized)

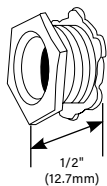


#### PART NUMBERS:

**5782** (1/2")  
**5782A** (3/4")

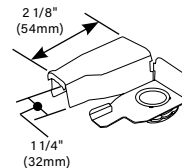
Interior threaded female connector for connecting raceway to conduit. When used with 700 Series Raceway, break out crescent twistout in connector. **5782** has 1/2" trade size conduit opening and **5782A** has 3/4" trade size conduit opening.

### 5780 Special Nipple



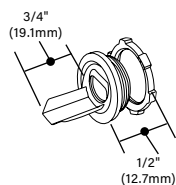
For hanging either 3/8" (9.5mm) or 1/2" (12.7mm) fixtures to Wiremold fittings with 1/2" trade size KOs. Has female 3/8" (9.5mm) pipe thread inside and male 1/2" (12.7mm) pipe thread outside.

### V5783 Elbow Box Connector



Connects raceway at right angles to conduit boxes or panel boxes that have 1/2" trade size conduit KOs. When used with 700 Series Raceway, break out crescent twistout in cover.

### Box Connector (Galvanized)

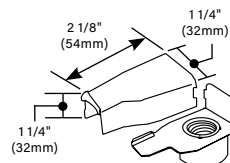


#### PART NUMBERS:

**5781** (1/2")  
**5781A** (3/4")

Male connector for connecting raceway to conduit boxes or panel boxes that have KOs for conduit. Can also be used with conduit type fittings. When used with 700 Series Raceway, break out crescent twistout in connector. **5781** has 1/2" trade size conduit opening and **5781A** has 3/4" trade size conduit opening.

### V5784 Elbow Box Connector



Connects raceway at right angles to 1/2" trade size conduit or armored cable connectors. When used with 700 Series Raceway, break out crescent twistout in cover.