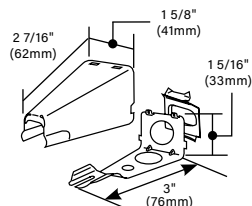


500® & 700® SERIES RACEWAY

500 & 700 Series Raceway Fittings Ordering Information (continued)

Combination Connector

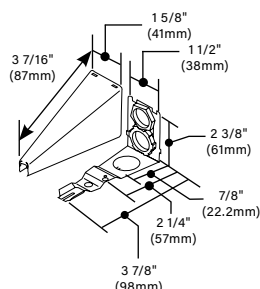


PART NUMBERS:
V5785 (Ivory)
5785WH (White)

Connects raceway, without offsetting, to any surface-mounted 3 1/4" or 4" (83mm or 102mm) outlet box with 1/2" trade size conduit KOs. Base has two 1/2"

trade size KOs, one on end and one on bottom. Included spring steel bushing eliminates need for conduit nipple and locknut for end connection to box. When used with 700 Series Raceway, break off cover extension.

Adjustable Offset Connector

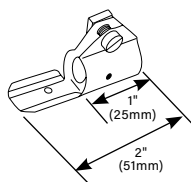


PART NUMBERS:
V5786 (Ivory)
5786WH (White)

Eliminates need to offset raceway when connecting to surface type panel boxes. Adjustment from surface to center of bushings is 5/8" (15.9mm) minimum to 1 3/8" (35mm) maximum. When used as adjustable offset connector, break out metal between the

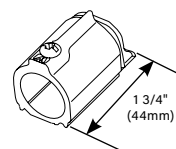
two holes. When used with 700 Series Raceway, break out crescent twistout in cover. 1/2" trade size chase nipple and locknut furnished.

5790B Armored Cable Connector (Galvanized)



Connects 14/2, 14/3, 12/2, and 12/3 "MC" and armored cable to Wiremold fittings. A short piece of 500 or 700 Series Raceway (1 5/8" (41mm) min.) must be used between connector and Wiremold fittings. Not for use with 1/2" (12.7mm) flex conduit.

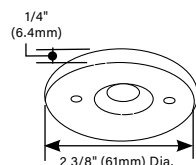
5791 EMT Connector



Connects 1/2" trade size EMT to 5700 Series rectangular and round device boxes (except 5733). Derates the fill capacity of the EMT.

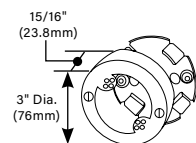
500 & 700 Series Raceways Device Boxes Ordering Information

V5731 Blank Cover



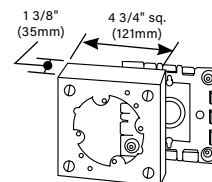
Use with 5733 Outlet Box to convert box into pull or junction box. Has 1/2" trade size KO in center.

V5733 Outlet Box



For devices with mounting screw centers of 1 15/32", 1 5/8", 1 11/16", or 1 27/32" (37mm, 41mm, 44mm, or 46mm). Will accept any device that mounts on "G" or "H" type conduit fittings.

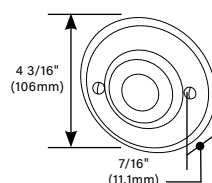
V5735 Distribution Box



Twistouts permit use of three parallel raceway runs on each side. Base has 1/2" and 1" concentric trade size KOs and a 1 13/16" (46mm) x 2 7/8" (73mm) rectangular KO to mount on a one-gang in-wall outlet box. Cover accepts devices with mounting screw

centers of 2 3/4", 3 1/2" or 4 1/16" (70mm, 89mm or 103mm), and canopy fixtures no larger than 4 5/8" (117mm) in diameter. With 5736 Blank Cover, this fitting can be used as junction box, pull box, etc.

Blank Cover



PART NUMBERS:
V5736 (Ivory)
5736WH (White)

1/2" trade size KO in center. For use with 5735, 5737, 5737A, 5738, 5738AF, 5739, 5739A or 2135 Device Boxes. Converts these boxes into pull or junction boxes or for hanging lightweight pendant fixtures with 1/2" trade size pipe stems.

NOTE: 500 & 700 Series Raceway Systems Device Boxes that are identified with this symbol are Certified to Canadian Safety Standards for sale in Canada. When ordering these products (this page and the next page), change the "V" color prefix to "VC" or the "WH" color suffix to "WHC" to denote the Canadian versions.