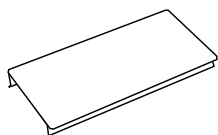


# S4000® SERIES RACEWAY

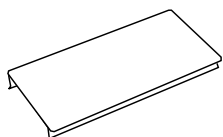
## S4000 Series Raceway Wire Fill Capacities for Communications (continued)

### S4000C150 15" (381mm) Precut Raceway Cover



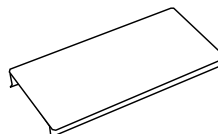
.040" (1.0mm) stainless steel. Snap-on cover for mounting 9" (229mm) device plates on 24" (610mm) centers.

### S4000C195 19.5" (495mm) Precut Raceway Cover



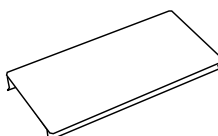
.040" (1.0mm) stainless steel. Snap-on cover for mounting 4 1/2" (114mm) device plates on 24" (610mm) centers.

### S4000C270 27" (686mm) Precut Raceway Cover




.040" (1.0mm) stainless steel. Snap-on cover for mounting 9" (229mm) device plates on 36" (915mm) centers.

### S4000C315 31.5" (800mm) Precut Raceway Cover



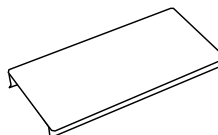
.040" (1.0mm) stainless steel. Snap-on cover for mounting 4 1/2" (114mm) device plates on 36" (915mm) centers.

### S4000C390 39" (990mm) Precut Raceway Cover



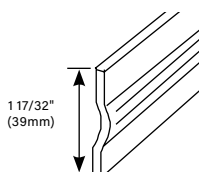
.040" (1.0mm) stainless steel. Snap-on cover for mounting 9" (229mm) device plates on 48" (1220mm) centers.

### S4000C435 43.5" (1105mm) Precut Raceway Cover



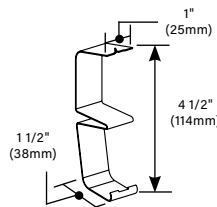
.040" (1.0mm) stainless steel. Snap-on cover for mounting 4 1/2" (114mm) device plates on 48" (1220mm) centers.

### G4000D Divider



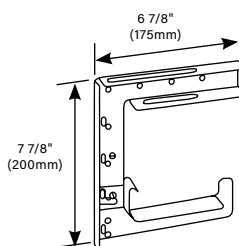
.040" (1.0mm) galvanized steel. Packed ten 5' (1.5m) lengths (50' (15.20m)) per carton. Painted buff on one side to provide compartment identification. 4001DA Divider Clips (not included) are required to hold divider in place.

### 4001DA Divider Clip (Galvanized)



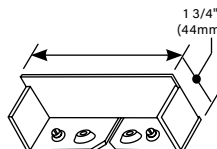
Required for holding G4000D Divider in place. Use one every 2 1/2' (.762m).

### S6008A C-Hanger



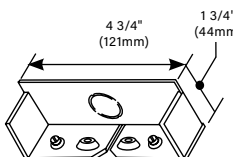
Suspends S4000, 4000 or 6000 Series Raceway from a structural ceiling. Designed for use with 3/8" (9.5mm) rod. Hangers should be installed no more than 5' (1.5m) apart along raceway run. Can be bolted back-to-back for dual runs of 3000, 4000 or 6000 Series Raceway.

### S4010B0 Blank End Fitting



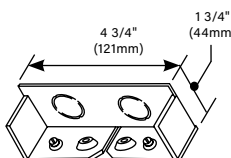
Closes off open end of S4000 Base. Use when no end feeding is required. Includes two No. 10-32 ground terminals.

### S4010B1 Blank End Fitting



Closes off open end of S4000 Base. Use when one end feed is required in an undivided installation. Includes one 1/2" - 3/4" trade size KO and two No. 10-32 ground terminals.

### S4010B2 Blank End Fitting



Closes off open end of S4000 Base. Use when end feeds are required for an installation. Includes two 1/2" - 3/4" trade size KOs and two No. 10-32 ground terminals.