

## Non-NEMA Locking Devices

### Industrial Grade Black & White® Locking Devices

#### Features and Benefits

##### Locking Plugs and Connectors

- Super tough nylon body resists damage from severe impact, abrasion and chemicals
- Ergonomic, fluted body design with radial grip ridge is ideal for gripping, turning and pulling
- Cord clamp does not have to be disassembled from body for wiring — accepts all wire mesh connection strain reliefs
- One-piece, rivetless .035" thick brass connector contacts and solid brass plug blades provide maximum conductivity and long service life
- Power Indication™ 15A Locking Plugs & Connectors equipped with green neon bulb rated at 30,000 hours (24/7) for 3.5 years
- 50A devices, nylon housing provides excellent impact and chemical resistance

##### Flanged Inlets and Outlets

- Rugged nylon flange fits flush and won't crack in high abuse applications
- Individual deep-funneled chamfered wire wells guide each wire into rectangular chambers
- Wire clamps provide positive crimp lock without cutting wire strands
- 50A devices designed in a steel flanged cup for high abuse applications



##### Locking Flush Receptacles

- Rugged nylon body and cover for outstanding resistance to impact and harsh chemicals
- Double-wipe phosphor-bronze power contacts
- 50A devices have a metal shroud and nylon construction

## 15A Non-NEMA Locking Devices

### Non-NEMA 15A-125V/10A-250V

#### 3-Pole, 3-Wire Non-Grounding UL®

Rating	15A-125V/10A-250V	
Non-NEMA		
Description	Cat. No.	Cat. No.
Locking Plug	7567-C	—
Locking Connector	—	7565-C
Locking Flanged Inlet	7556*	—
Locking Flanged Outlet	—	7557
Single Flush Receptacle	—	7582*

\*Add (-G) for grounding devices.

Non-NEMA grounding devices are no longer UL Listed — for replacement use only.

Note: Cord Clamp Range: .240"-.700" #18-#10 AWG



7567-C



#### Related Products



For more information on Weather-Resistant Boots for Locking Plugs and Connectors **see page F-20**. Find the right wallplate for any application. **See section S for Wallplates & Covers.**

## 50A Non-NEMA Locking Devices

### Industrial Grade Black & White® Locking Devices

#### Non-NEMA 50A-250VDC/600VAC





##### 2-Pole, 3-Wire Grounding

Rating	50A-250VDC/600VAC	
Non-NEMA		
Description	Cat. No.	Cat. No.
Locking Plug	3763C	—
Locking Connector	—	3762C
Locking Flanged Inlet	3777	—
Single Locking Receptacle	—	3771



3763C

##### 3-Pole, 4-Wire Grounding

Rating	50A-250VDC/600VAC		50A-250VDC/600VAC	
Non-NEMA				
Description	Cat. No.	Cat. No.	Cat. No.	Cat. No.
Locking Plug	7765C*	—	3765C	—
Locking Connector	—	7764C*	—	3764C
Locking Flanged Inlet	7958*	—	3775	—
Single Locking Receptacle	—	7379*	—	3769



3765C

\*For replacement use in existing installation only

## Wallplates and Covers

### Weatherproof Cover with Self Closing Lid for 50A Receptacles

IP64 and NEMA 3R Rated—Includes Gasket and Screws



7788-CR Yellow  
Thermoplastic



7770 Gray Metal



WP3-G (Gray)  
WP3-EB (Black)  
WP3-YL (Yellow)



WP4-G (Gray)  
WP4-EB (Black)  
WP4-YL (Yellow)



#### Related Products

For more information on Weather-Resistant Boots for Locking Plugs and Connectors **see page F-20**. Find the right wallplate for any application. **See section S for Wallplates & Covers.**

## Locking Plug and Connector Boots

### Thermoplastic Elastomer Construction

#### Features and Benefits

- Features triple seal action to protect locking plugs and connectors against dirt and moisture in harsh applications
- Plug and connector boots available in black and high-visibility yellow
- Fluted surface and grip-ring design provide a non-slip grip even in wet conditions
- Backed by a limited lifetime warranty

#### Boots for all 15A Industrial Locking Plugs and Connectors

Description	Cat. No.
Plug Boot, Black	6017-L
Plug Boot, High-Visibility Yellow	6017-LY
Connector Boot, Black	6018-L
Connector Boot, High-Visibility Yellow	6018-LY



6017-LY



6032



6033



6034

#### Boots for 3-Wire 20A & 30A Industrial Locking Plugs and Connectors

Description	Cat. No.
3-Wire Plug Boot, Black	6031
3-Wire Plug Boot, High-Visibility Yellow	6031-Y
3-Wire Connector Boot, Black	6032
3-Wire Connector Boot, High-Visibility Yellow	6032-Y

#### Boots for 4 and 5-Wire 20A & 30A Industrial Locking Plugs and Connectors

Description	Cat. No.
4- & 5-Wire Plug Boot, Black	6033
4- & 5-Wire Plug Boot, High-Visibility Yellow	6033-Y
4- & 5-Wire Connector Boot, Black	6034
4- & 5-Wire Connector Boot, High-Visibility Yellow	6034-Y

#### Boots and Covers for 50A Devices

Description	Cat. No.
Plug Boot, Black, IP55 Rated	7715-CR
Plug Boot, High-Visibility Yellow, IP55 Rated	7715-CRY
Connector Boot, Black, IP55 Rated	7717-CR
Connector Boot, High-Visibility Yellow, IP55 Rated	7717-CRY
Weather-Resistant Receptacle w/Flip Lid Cover, IP64 Rated, Yellow Thermoplastic	7788-CR
Cast Aluminum Gray Receptacle w/Flip Lid Cover, IP64 Rated	7770
Weatherproof Cover with Self Closing Lid, IP64 and NEMA 3R Rated, Panel Mount	WP3-G
	WP3-EB
	WP3-YL
Weatherproof Cover with Self Closing Lid, IP64 and NEMA 3R Rated, Device Mount	WP4-G
	WP4-EB
	WP4-YL



7715CR



7717CR

Continued from previous page

## FS/FD Mount Weatherproof Covers

### For use with Flanged Devices

Description	Color	Dia. Opening	Cat. No.
For 3-wire 15 amp and 20 amp straight blade or 15 amp locking flanged outlets or inlets	Yellow	1.72"	WP1-YL
	Gray		WP1-G
	Black		WP1-EB
For 3-, 4- or 5-wire 20 amp or 30 amp locking flanged inlets or outlets	Yellow	2.25"	WP2-YL
	Gray		WP2-G
	Black		WP2-EB
For 50 amp flanged inlets and outlets mounted from behind the panel with 2.6" panel cutout	Yellow	3"	WP3-YL
	Gray		WP3-G
	Black		WP3-EB
For 50 amp flanged inlets and outlets mounted from in front of the panel with 2.6" panel cutout	Yellow	2.6"	WP4-YL
	Gray		WP4-G
	Black		WP4-EB



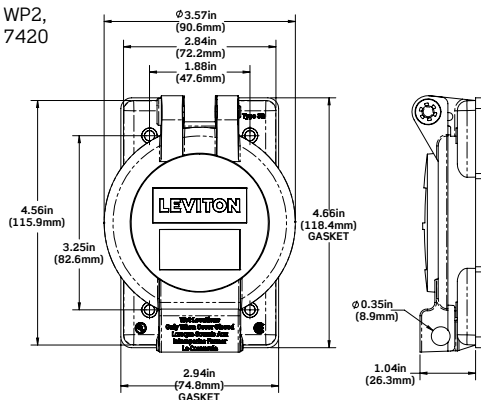
WP4-YL

### For use with Single Locking Receptacles

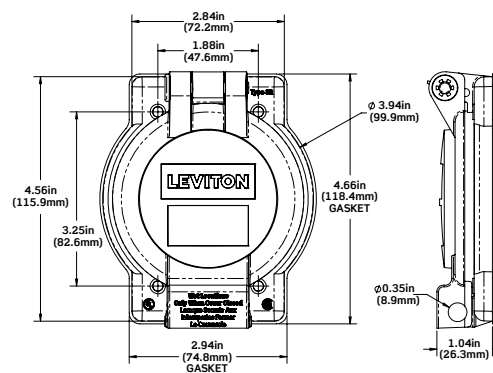
Description	Color	Dia. Opening	Cat. No.
1-Gang device cover for 50A locking receptacles	Yellow Thermoplastic	2.15"	7788-CR
	Gray Aluminum		7770

## Dimensions

WP1, WP2,  
WP3, 7420



WP4



7770 & 7788-CR

