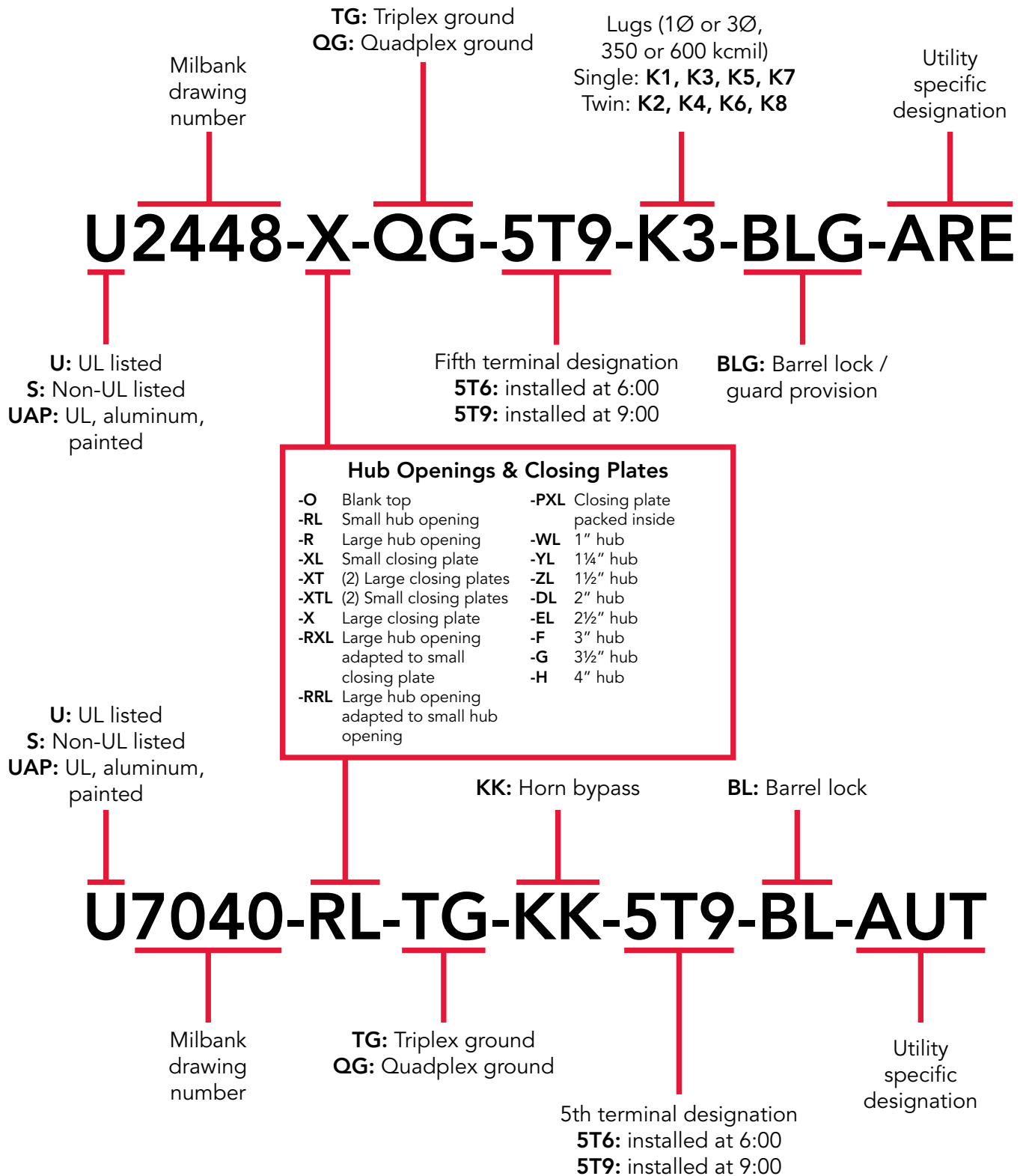


# Catalog Number Logic

5

How Our Product Catalog Numbers are Derived



Please consult serving utility for their requirements prior to ordering or installing, as specifications and approvals vary by utility, and may require local electrical inspector approval. All installations must be installed by a licensed electrician and must comply with all national and local codes, laws and regulations. Milbank reserves the right to make changes in specifications and features shown without notice or obligation.



# Single Position Lever Bypass

200 Amps | 4 Terminals | Ringless | 600V



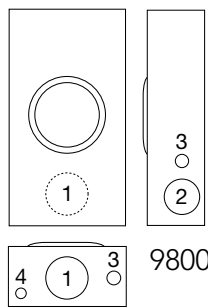
U4801-XL



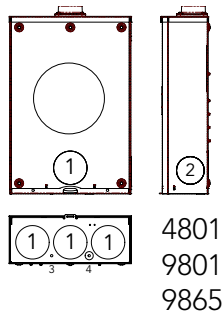
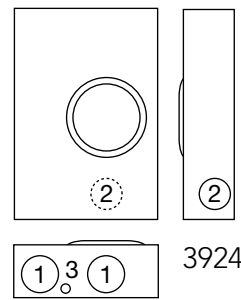
U3924-XL



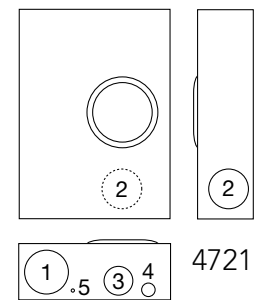
U4721-O-BL



9800

4801  
9801  
9865

3924



4721

## 200 Amps | 4 Terminals | Single Position | Lever Bypass | Ringless

Catalog Number	Service	Hub	Connectors CU/AL		Dimensions			Knockouts			
			Line	Load	D"	W"	H"	1	2	3	4
U9800-RRL**	OH	H.O.	#6-350	#6-350	4 <sup>7</sup> / <sub>8</sub>	10	18 <sup>1</sup> / <sub>2</sub>	2	2	3/4	1/4, 1/2
U4801-XL*	OH/UG	C.P.	#6-350	#6-350	4 <sup>7</sup> / <sub>8</sub>	10	18 <sup>1</sup> / <sub>2</sub>	2	2	3/4	1/4, 1/2
U9801-RXL**	OH/UG	C.P.	#6-350	#6-350	4 <sup>7</sup> / <sub>8</sub>	13	19	3	2 <sup>1</sup> / <sub>2</sub>	1/4, 1/2	1/2
U9865-RRL	OH/UG	H.O.	3/8" x 16 Studs	3/8" x 16 Studs	4 <sup>7</sup> / <sub>8</sub>	13	19	3	2 <sup>1</sup> / <sub>2</sub>	1/4, 1/2	1/2

## 200 Amps | 4 Terminals | Single Position | Side Wireway | Lever Bypass | Ringless

Catalog Number	Service	Hub	Connectors CU/AL		Dimensions			Knockouts				
			Line	Load	D"	W"	H"	1	2	3	4	5
U3924-XL	OH/UG	C.P.	#6-350	#6-350	4 <sup>7</sup> / <sub>8</sub>	14	20 <sup>1</sup> / <sub>2</sub>	3	2 <sup>1</sup> / <sub>2</sub>	1/4, 1/2	—	—
U4721-O-BL	UG	Blank	#6-350	#6-350	5 <sup>3</sup> / <sub>4</sub>	16	12	4	3 <sup>1</sup> / <sub>2</sub>	2 <sup>1</sup> / <sub>2</sub>	1	1/4

## Notes

- Hubs:** For the proper hub selection, see the hub suffix chart on the accessory page.  
\*External hex connectors | \*\*Internal hex connectors
- Connectors:** Stud type units (U9865) supplied with 3/8"-16 hex head nuts with Belleville washers. For connector lug kits, order as extra from chart on page 76. Separate lug kits are required for line and load.
- Bypass:** The lever operates bypass device and supplies clamping action to meter spades.
- Fifth Terminal:** For field-installed fifth terminal, order K3865 for U3924. Order K3866 for U4721, U4801, U9800, U9801 and U9865.



Please consult serving utility for their requirements prior to ordering or installing, as specifications and approvals vary by utility, and may require local electrical inspector approval. All installations must be installed by a licensed electrician and must comply with all national and local codes, laws and regulations. Milbank reserves the right to make changes in specifications and features shown without notice or obligation.