
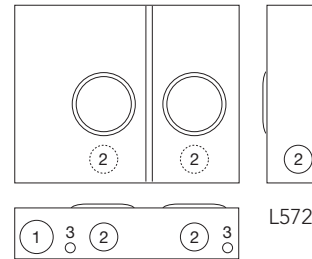


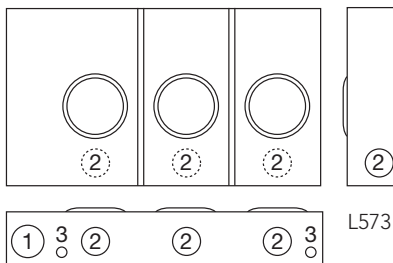
100 Amps | 4 Terminals | Ringless | 300V



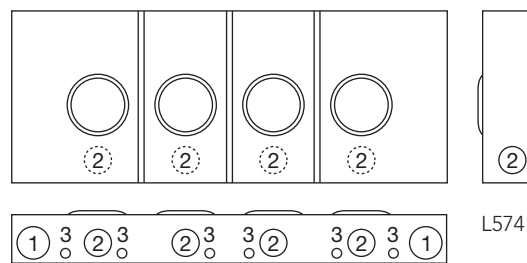
L572-XL-KK



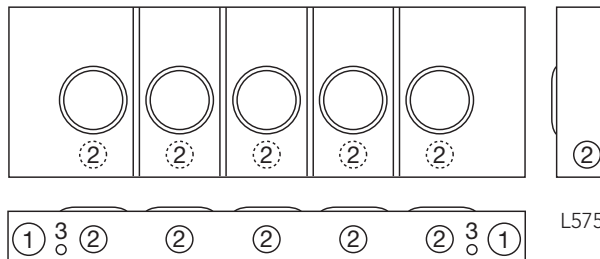
L572



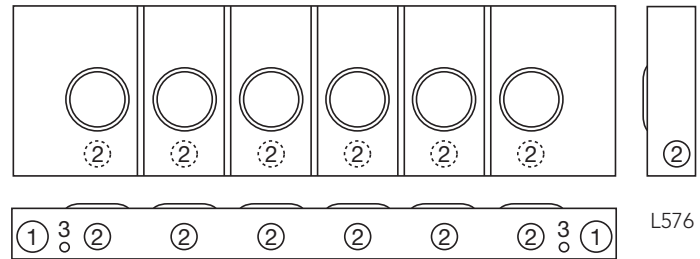
L573



L574



L575



L576

100 Amps per Position | 4 Terminals | Ringless | 1Ø3W

Catalog Number	Positions	Service	Hub	Connectors CU/AL		Bypass	Dimensions			Knockouts		
				Line	Load		D"	W"	H"	1	2	3
L572-XL-KK-CECHA	2	OH	C.P.	#6-350	#6-2/0	Horn	4½	20⅝	16	2½	2	¼, ½
L573-XL-KK-CECHA	3	OH	C.P.	#6-350	#6-2/0	Horn	4½	28½	16	2½	2	¼, ½
L574-XL-KK-CECHA	4	OH	C.P.	#6-350	#6-2/0	Horn	4½	40⅞	16	2½	2	¼, ½
L575-XL-KK-CECHA	5	OH	C.P.	#6-350	#6-2/0	Horn	4½	48⅞	16	2½	2	¼, ½
L576-XL-KK-CECHA	6	OH	C.P.	#6-350	#6-2/0	Horn	4½	57⅞	16	2½	2	¼, ½

## Notes

- **Hub:** For proper hub selection, refer to the hub suffix chart on the accessories page.
- **Fifth Terminal:** For field-installable fifth terminal, order **5T8K2** (6 o'clock position) or **K9959** (9 o'clock position).
- **Connectors:** Extruded aluminum connectors are tin-plated.



Please consult serving utility for their requirements prior to ordering or installing, as specifications and approvals vary by utility, and may require local electrical inspector approval. All installations must be installed by a licensed electrician and must comply with all national and local codes, laws and regulations. Milbank reserves the right to make changes in specifications and features shown without notice or obligation.