



SPECIFICATIONS

- UL Listed 486B Wire Connector (Dry location).
- **Temperature Rating/Voltage:** AL9CU.
Cold temperature rated to -45 °C, rated 600V, 90 °C.
- **Wire Type:** Dual rated for use with copper and/or aluminum cables. Not for fine-stranded, flexible wire.
- **Torque Chart:** 34.

FEATURES

- Wire entry ports on both sides of the connector allow for access from either side.
- Eliminates the need for cover and taping.
- Insulated with high-dielectric strength plastisol.
- Molded for precise fit and supplied with removable access plugs over the hex screws.
- Supplied with removable plugs to close the entry port not being utilized.
- Abrasion, chemical and UV resistant.
- Will not support combustion.

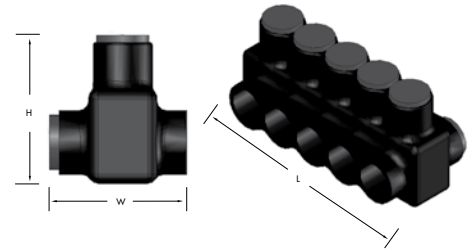
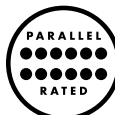


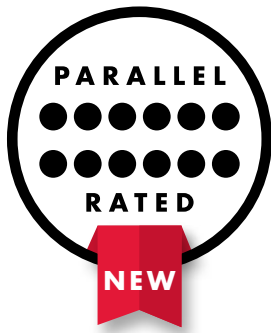
Figure varies by number of wire ports.

CAT. NO.	CERTIFICATION	NO. OF PORTS	WIRE RANGE	COPPER CONDUCTOR MAX. AMPS	ALUMINUM CONDUCTOR MAX. AMPS	LENGTH (L) (IN.)	WIDTH (W) (IN.)	HEIGHT (H) (IN.)	MAX. TORQUE VALUE (IN./LBS.)	HEX/WRENCH SIZE (IN.)	STD. CTN. QTY.
IPLD500-3	cULus	3	500 MCM-4 AWG	—	—	4.010	2.830	2.910	450	5/16	3
IPLD500-4*	cULus	4	500 MCM-4 AWG	806A	631 A	5.240	2.830	2.910	450	5/16	3
IPLD500-5	cULus	5	500 MCM-4 AWG	—	—	6.380	2.830	2.910	450	5/16	2
IPLD500-6*	cULus	6	500 MCM-4 AWG	1209 A	946 A	7.520	2.830	2.910	450	5/16	2
IPLD500-7	cULus	7	500 MCM-4 AWG	—	—	8.670	2.830	2.910	450	5/16	2
IPLD500-8*	cULus	8	500 MCM-4 AWG	1612 A	1262 A	9.820	2.830	2.910	450	5/16	2
IPLD500-9	cULus	9	500 MCM-4 AWG	—	—	10.880	2.830	2.910	450	5/16	2
IPLD500-10	cULus	10	500 MCM-4 AWG	—	—	12.110	2.830	2.910	450	5/16	1
IPLD500-12	cULus	12	500 MCM-4 AWG	—	—	14.400	2.830	2.910	450	5/16	1
IPLD600-3	cULus	3	600 MCM-6 AWG	—	—	4.550	2.960	3.030	550	5/16	3
IPLD600-4*	cULus	4	600 MCM-6 AWG	1035 A	810 A	5.850	2.960	3.030	550	5/16	3
IPLD600-5	cULus	5	600 MCM-6 AWG	—	—	7.150	2.960	3.030	550	5/16	2
IPLD600-6*	cULus	6	600 MCM-6 AWG	1554 A	1215 A	8.450	2.960	3.030	550	5/16	2
IPLD600-7	cULus	7	600 MCM-6 AWG	—	—	9.750	2.960	3.030	550	5/16	2
IPLD600-8*	cULus	8	600 MCM-6 AWG	2070 A	1620 A	11.050	2.960	3.030	550	5/16	2
IPLD600-9	cULus	9	600 MCM-6 AWG	—	—	12.390	2.960	3.030	550	5/16	1
IPLD600-10	cULus	10	600 MCM-6 AWG	—	—	13.650	2.960	3.030	550	5/16	1
IPLD600-12	cULus	12	600 MCM-6 AWG	—	—	16.250	2.960	3.030	550	5/16	1
IPLD750-3	—	3	750-250 MCM	—	—	4.950	3.410	3.420	550	3/8	3
IPLD750-4	—	4	750-250 MCM	—	—	6.380	3.410	3.420	550	3/8	2
IPLD750-5	—	5	750-250 MCM	—	—	7.800	3.410	3.420	550	3/8	1
IPLD750-6	—	6	750-250 MCM	—	—	9.230	3.410	3.420	550	3/8	1
IPLD750-7	—	7	750-250 MCM	—	—	10.650	3.410	3.420	550	3/8	1
IPLD750-8	—	8	750-250 MCM	—	—	12.080	3.410	3.420	550	3/8	1
IPLD750-9	—	9	750-250 MCM	—	—	13.690	3.410	3.420	550	3/8	1
IPLD750-10	—	10	750-250 MCM	—	—	14.930	3.410	3.420	550	3/8	1
IPLD750-12	—	12	750-250 MCM	—	—	17.780	3.410	3.420	550	3/8	1



*An "Industry First" by providing a UL Listed 486A/B connector with code compliant and UL Listed maximum ampacity for Copper and Aluminum parallel conductors.

POLARIS™ BLACK PARALLEL RATED CONNECTORS



NSi Industries Polaris™ Pre-Insulated Connectors have created another “Industry First” by providing a UL Listed 486A/B connector with code compliant and UL Listed maximum ampacity for copper and aluminum parallel conductors. **Polaris™ Parallel Rated** Connectors provide safety and NEC compliance when installing parallel runs.

Available in 2, 3 & 4 Parallels (4, 6 & 8 hole) in wire ranges of 250MCM-6AWG, 350MCM-6AWG, 500MCM-4AWG, 600MCM-6AWG and 750MCM-1/0AWG.



POLARIS™ Black Parallel Rated Products

DESCRIPTION / WIRE RANGE	IPL SERIES	IPLD SERIES	IPLMD SERIES	IPLMDH SERIES	IPLDH SERIES	IPLDS SERIES	PL SERIES (UN-INSULATED)	PLM SERIES (UN-INSULATED)	PLH SERIES (UN-INSULATED)	COPPER CONDUCTOR MAX. AMPS	ALUMINUM CONDUCTOR MAX. AMPS
250 MCM - 6 AWG	IPL250-4	IPLD250-4	IPLMD250-4*	CFPD*	CFPD*	IPLDS250-4*	PL250-4	PLM250-4*	CFPD*	527 A	410 A
	IPL250-6	IPLD250-6	IPLMD250-6	CFPD*	CFPD*	CFPD*	PL250-6	PLM250-6*	CFPD*	790 A	615 A
	IPL250-8	IPLD250-8	IPLMD250-8	CFPD*	CFPD*	CFPD*	PL250-8	PLM250-8*	CFPD*	1053 A	820 A
350 MCM - 6 AWG	IPL350-4	IPLD350-4	IPLMD350-4	CFPD*	CFPD*	IPLDS350-4	PL350-4	CFPD*	CFPD*	657 A	514 A
	IPL350-6	IPLD350-6	IPLMD350-6	CFPD*	CFPD*	IPLDS350-6	PL350-6	PLM350-6*	CFPD*	985 A	770 A
	IPL350-8	IPLD350-8	IPLMD350-8	CFPD*	CFPD*	IPLDS350-8	PL350-8	PLM350-8*	CFPD*	1314 A	1028 A
500 MCM - 4 AWG	IPL500-4	IPLD500-4	IPLMD500-4	CFPD*	CFPD*	IPLDS500-4	PL500-4	CFPD*	CFPD*	806 A	631 A
	IPL500-6	IPLD500-6	IPLMD500-6	CFPD*	CFPD*	IPLDS500-6	PL500-6	CFPD*	CFPD*	1209 A	946 A
	IPL500-8	IPLD500-8	IPLMD500-8	CFPD*	CFPD*	IPLDS500-8	PL500-8	CFPD*	CFPD*	1612 A	1262 A
600 MCM - 6 AWG	IPL600-4	IPLD600-4	IPLMD600-4	CFPD*	CFPD*	CFPD*	CFPD*	CFPD*	CFPD*	1035 A	810 A
	IPL600-6	IPLD600-6	IPLMD600-6	CFPD*	CFPD*	CFPD*	CFPD*	CFPD*	CFPD*	1554 A	1215 A
	CFPD*	IPLD600-8	IPLMD600-8	CFPD*	CFPD*	CFPD*	CFPD*	CFPD*	CFPD*	2070 A	1620 A
750 MCM - 1/0	CFPD*	CFPD*	CFPD*	IPLMDH750-4*	IPLDH750-4	CFPD*	CFPD*	CFPD*	PLH750-4*	1178 A	930 A
	CFPD*	CFPD*	CFPD*	CFPD*	IPLDH750-6	CFPD*	CFPD*	CFPD*	PLH750-6	1767 A	1395 A
	CFPD*	CFPD*	CFPD*	IPLMDH750-8*	IPLDH750-8	CFPD*	CFPD*	CFPD*	PLH750-8*	2356 A	1860 A

*CFPD = Call Factory for Price and Delivery.

UL LISTED TORQUE VALUES PER CONDUCTOR SIZE (IN/LBS)

CONNECTOR WIRE SIZE / PORT SIZE	#10 - #14 AWG	#8 AWG	#4 - #6 AWG	#3 - #1 AWG	1/0 AWG	2/0 AWG	3/0 AWG	4/0 AWG	250 MCM	350 MCM	400 MCM	500 MCM	750-600 MCM	800-1000 MCM
#4 AWG - #14 AWG	35	40	45	-	-	-	-	-	-	-	-	-	-	-
1/0 AWG - #14 AWG	35	75	110	150	180	-	-	-	-	-	-	-	-	-
3/0 AWG - #6 AWG	-	-	110	150	180	180	250	-	-	-	-	-	-	-
250 MCM - 6 AWG	-	-	110	150	180	180	250	250	360	-	-	-	-	-
350 MCM - 6 AWG	-	-	110	150	180	180	250	250	360	400	-	-	-	-
500 MCM - 4 AWG	-	-	110	150	180	180	250	250	360	400	425	450	-	-
600 MCM - 6 AWG	-	-	110	150	180	180	250	250	360	400	425	450	550	-
750 MCM - 1/0 AWG	-	-	-	-	550	550	550	550	550	550	550	550	550	550