


# INDUSTRIAL SPEC GRADE TURNLOK® LOCKING DEVICES


## L630C & L630P Connector & Plug

- A. Raised ribs** provide non-slip gripping profile for turning to lock and unlock.
- B. Quick-thread assembly screws** and cord-grip screws come backed-out, ready-to-wire.
- C. Industrial-strength, brass alloy plug blades**, and connector contacts resist heat rise, provide excellent conductivity.
- D. Rounded back contour** reduces snags and hang-ups on the job site.
- E. Impact- and corrosion-resistant heavy-duty nylon shell** material resistant to impacts and abuse.
- F. Integral flexible rubber cord grommet** conforms to and seals around SO cord to provide protection from oils, water, or chips entering wiring chamber.
- G. New-design external cord grips** provide visible assurance of safe and proper cord retention and a wide range of OD acceptance.
- H. Scallop shell design** provides non-slip gripping surface for insertion and withdrawal.
- I. Double dovetail design** provides superior protection against cord pull-out forces.
- J. Visible stamped NEMA configuration and device rating.**



## L630R Receptacles

- A. Compact, impact-resistant nylon face and body** are ultrasonically welded together for unrivaled strength.
- B. Clearly marked NEMA configuration, rating, and third party listing** on each unit's face.
- C. One-piece, high-grade brass contacts** offer excellent conductivity and heat-rise resistance.
- D. Single-piece, solid brass mounting strap** is free of easily loosened rivets found on other brands.
- E. Side and external screw-pressure-plate back wire capability.** Accepts #14 - #10 AWG.




**F. P&S Turnlok Receptacles.** Voltage color coding on the outside. Proven designs and quality materials on the inside. Any way you look at them, they're the standard of the industry.



# INDUSTRIAL SPEC GRADE TURNLOK® LOCKING DEVICES

## California Standard & Corrosion-Resistant

4 Wire Grounding 50A, 125/250V; 3ø, 250 & 480V; 250VDC, 600VAC




**Corrosion-Resistant Receptacle**



**Corrosion-Resistant Connector**


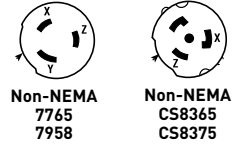
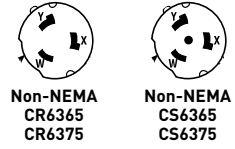
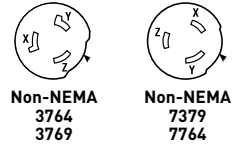
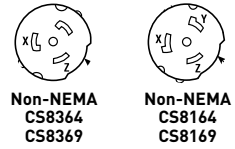
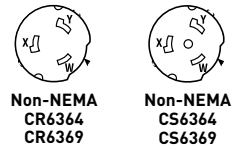


**Corrosion-Resistant Plug**



**Corrosion-Resistant Flanged Inlet**

CATALOG NUMBER	RATING		DESCRIPTION/COLOR	CORD DIAMETER	3rd PARTY COMPLIANCE		
	A.	V.			UL498	FSUL WC596	CSA
<b>RECEPTACLES</b>							
CR6369	50	125/250	Corrosion-Resistant		•		•
CS6369	50	125/250	California Standard		•		•
CS8369	50	3ø, 250	California Standard		•		•
CS8169	50	3ø, 480	California Standard		•		•
3769	50	250VDC, 600VAC	Corrosion-Resistant		•		•
7379*	50	250VDC, 600VAC	Corrosion-Resistant		•		•
<b>CONNECTORS</b>							
CR6364	50	125/250	Corrosion-Resistant	.680"-1.125"	•		•
CS6364	50	125/250	California Standard	.680"-1.125"	•		•
CS8364	50	3ø, 250	California Standard	.680"-1.125"	•		•
CS8164	50	3ø, 480	California Standard	.680"-1.125"	•		•
3764	50	250VDC, 600VAC	Corrosion-Resistant	.680"-1.125"	•		•
7764*	50	250VDC, 600VAC	Corrosion-Resistant	.680"-1.125"	•		•
<b>PLUGS</b>							
CR6365	50	125/250	Corrosion-Resistant	.680"-1.125"	•		•
CS6365	50	125/250	California Standard	.680"-1.125"	•		•
CS8365	50	3ø, 250	California Standard	.680"-1.125"	•		•
CS8165	50	3ø, 480	California Standard	.680"-1.125"	•		•
3765	50	250VDC, 600VAC	Corrosion-Resistant	.680"-1.125"	•		•
7765*	50	250VDC, 600VAC	Corrosion-Resistant	.680"-1.125"	•		•
<b>FLANGED INLETS</b>							
CR6375	50	125/250	Corrosion-Resistant		•		•
CS6375	50	125/250	California Standard		•		•
CS8375	50	3ø, 250	California Standard		•		•
CS8175	50	3ø, 480	California Standard		•		•
CS8177	50	3ø, 480	California Standard with Fliplid		•		•
3775	50	250VDC, 600VAC	Corrosion-Resistant		•		•
7958P*	50	250VDC, 600VAC	Corrosion-Resistant		•		•



\*Devices for replacement use only in existing installations. Reference Pages H-34 and H-35 for Accessories.

CATALOG NUMBER	DESCRIPTION
<b>ACCESSORIES</b>	
7770	Weatherproof Cover for 50A Locking Receptacles, Thermoplastic
7770GRY	Gray Weatherproof Cover for 50A Locking Receptacles, Thermoplastic
CR7716N	Weatherproof Boot, 50A Locking Connector
CR7717N	Weatherproof Boot, 50A Locking Plug

**Note: 7770 covers not to be used with flanged devices.**

All devices listed on this page conform to NEMA WD-1 and WD-6.