PENNUNION
229 Waterford Street • Edinboro, PA 16412-2398
Phone 814.734.1631 • Fax 814.734.4946

HOW TO SELECT THE PROPER PENN-CRIMP

CATALOG NO. EXAMPLE	R	4	B	6	S
	TONGUE	BARREL SIZE	WIRE RANGE	STUD SIZE	SPECIAL

TONGUE — SEE GENERAL INDEX FOR LETTER CODE

BARREL TYPE

1 - BUTTED SEAM
PURE ELECTROLYTIC COPPER, ANNEALED, ELECTRO-TIN PLATED FOR CORROSION RESISTANCE, DESIGNED WITH DEEP INTERNAL SERRATIONS FOR FIRM WIRE GRIP.

2 - BRAZED SEAM
SAME AS TYPE 1 EXCEPT WITH A BRAZED SEAM TO ASSURE MAXIMUM STRENGTH OF WIRE TERMINATIONS.

4 - VINYL INSULATION
SAME AS TYPE 1 WITH A NEMA COLOR-CODED, FUNNELED, VINYL INSULATING SLEEVE WHICH WHEN CRIMPED, GRIPS THE WIRE INSULATION TO AVOID FLEXING AT POINT OF CRIMPS, UL RATED AT 90° C, 600 V.

4N - NYLON INSULATION NO BRASS SLEEVE
SAME AS TYPE 1 WITH COLOR-CODED NYLON INSULATING SLEEVE WITHOUT BRASS SLEEVE. UL RATED AT 105° C, 600 V.

6 - NYLON INSULATION BRASS SLEEVE
SAME AS TYPE 1 WITH NEMA COLOR CODED, NYLON INSULATING SLEEVE OR OVER A TIN PLATED BRASS SLEEVE WHICH OFFERS MAXIMUM CRIMP STRENGTH WHERE EXTREME VIBRATION AND FLEXING ARE ENCOUNTERED. UL RATED AT 105° C, 600 V.

7 - SEAMLESS TUBE
PURE ELECTROLYTIC COPPER, SEAMLESS, ANNEALED AND ELECTRO-TIN PLATED FOR EXTRA STRENGTH IN A CRIMP

8 - NYLON INSULATION SEAMLESS TUBE
SAME AS TYPE 7 WITH A NYLON INSULATION FOR USE WHERE EXCESSIVE VIBRATION ENVIRONMENT ARE ENCOUNTERED.

9 - HI-TEMPERATURE
NICKEL-PLATED, COLD ROLLED STEEL, BUTTED SEAM TERMINALS FOR TEMPERATURES UP TO 900 DEGREES F.

WIRE RANGE

0 - 26-24	D - 16-12
A - 22-18	E - 8
B - 16-14	F - 6
C - 12-10	G - 4

STUD SIZE

0 - #0	56 - 5/16"
2 - #2	38 - 3/8"
4 - #4	50 - 1/2"
6 - #6	110 - .110 NEMA TAB
8 - #8	187 - .187 NEMA TAB
10 - #10	250 - .250 NEMA TAB
14 - 1/4"	

SPECIAL

___ BLANK ---STANDARD
S - SMALL/NARROW TONGUE
F - FULLY INSULATED
– HS PRE INSULATED HEAT SHRINKABLE.

pu_24970_catC.indd 52 10/14/11 1:41 PM

229 Waterford Street • Edinboro, PA 16412-2398
Phone 814.734.1631 • Fax 814.734.4946

COPPER PENN-CRIMPS® • TYPE BS

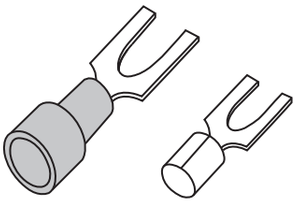

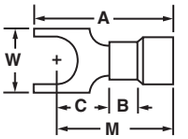

INSULATED

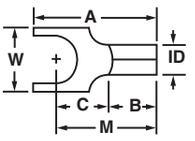

NON-INSULATED

CU

Made from pure electrolytic copper, electro-tin plated for protection. Block spade design, featuring squared-off ends, allows for easy installation because screw need not be removed. Also available with color coded nylon or vinyl insulation.

NON-INSULATED BLOCK SPADE TERMINAL

BUTTED SEAM

Catalog Number	Copper Cond. Range	Stud Size	Stock Size (in)	Approx. Dimen. in Inches					
				A	W	C	M	B	ID
BS1A-6	22-18	6	.030	.66	.29	.25	.50	.250	.070
BS1A-6S	22-18	6	.030	.61	.25	.25	.50	.250	.070
BS1A-8	22-18	8	.030	.66	.31	.25	.50	.250	.070
BS1A-10	22-18	10	.030	.66	.31	.25	.50	.250	.070
BS1B-6	16-14	6	.030	.66	.29	.25	.50	.250	.090
BS1B-6S	16-14	6	.030	.61	.25	.25	.50	.250	.090
BS1B-8	16-14	8	.030	.66	.31	.25	.50	.250	.090
BS1B-10	16-14	10	.030	.66	.31	.25	.50	.250	.090
BS1C-6	12-10	6	.040	.71	.31	.28	.53	.250	.130
BS1C-8	12-10	8	.040	.71	.31	.28	.53	.250	.130
BS1C-10	12-10	10	.040	.71	.31	.28	.53	.250	.130

BRAZED SEAM

BS2A-6	22-18	6	.030	.66	.29	.25	.50	.245	.070
BS2A-6S	22-18	6	.030	.61	.25	.25	.50	.245	.070
BS2A-8	22-18	8	.030	.66	.31	.25	.50	.245	.070
BS2A-10	22-18	10	.030	.66	.31	.25	.50	.245	.070
BS2B-6	16-14	6	.030	.66	.29	.25	.50	.250	.090
BS2B-6S	16-14	6	.030	.61	.25	.25	.50	.250	.090
BS2B-8	16-14	8	.030	.66	.31	.25	.50	.240	.090
BS2B-10	16-14	10	.030	.66	.31	.25	.50	.250	.090
BS2C-6	12-10	6	.040	.71	.31	.28	.53	.250	.130
BS2C-8	12-10	8	.040	.71	.31	.28	.53	.250	.130
BS2C-10	12-10	10	.040	.71	.31	.28	.53	.250	.130

INSULATED BLOCK SPADE TERMINAL

VINYL INSULATED - BUTTED SEAM

Catalog Number	Copper Cond. Range	Stud Size	Color Code (ins)	Stock Size (in)	Max. Insul. Diam.	Approx. Dimen. in Inches					
						A	W	C	M	B	ID
BS4A-6	22-18	6	R	.030	.15	.88	.29	.25	.72	.250	.070
BS4A-6S	22-18	6	R	.030	.15	.84	.25	.25	.73	.250	.070
BS4A-8	22-18	8	R	.030	.15	.88	.31	.25	.72	.250	.070
BS4A-10	22-18	10	R	.030	.15	.88	.31	.25	.72	.250	.070
BS4B-6	16-14	6	B	.030	.18	.88	.29	.25	.72	.250	.090
BS4B-6S	16-14	6	B	.030	.18	.84	.25	.33	.81	.250	.090
BS4B-8	16-14	8	B	.030	.19	.88	.31	.25	.72	.250	.090
BS4B-10	16-14	10	B	.030	.19	.88	.31	.25	.72	.250	.090
BS4C-6	12-10	6	Y	.040	.26	1.01	.31	.28	.83	.250	.130
BS4C-8	12-10	8	Y	.040	.26	1.01	.31	.28	.83	.250	.130
BS4C-10	12-10	10	Y	.040	.26	1.01	.31	.28	.83	.250	.130
BS4C-14	12-10	1/4	Y	.040	.26	1.29	.49	.45	1.03	.250	.130

NYLON INSULATED - BUTTED SEAM WITH BRASS SLEEVE

BS6A-6	22-18	6	R	.030	.15	.88	.29	.25	.74	.250	.070
BS6A-6S	22-18	6	R	.030	.15	.84	.25	.25	.78	.250	.070
BS6A-8	22-18	8	R	.030	.15	.88	.31	.25	.74	.250	.070
BS6A-10	22-18	10	R	.030	.15	.88	.31	.25	.74	.250	.070
BS6B-6	16-14	6	B	.030	.18	.88	.29	.25	.74	.250	.090
BS6B-6S	16-14	6	B	.030	.18	.84	.25	.25	.78	.250	.090
BS6B-8	16-14	8	B	.030	.18	.88	.31	.25	.74	.250	.090
BS6B-10	16-14	10	B	.030	.18	.88	.31	.25	.74	.250	.090
BS6C-6	12-10	6	Y	.040	.26	1.01	.31	.28	.83	.250	.130
BS6C-8	12-10	8	Y	.040	.26	1.01	.31	.28	.83	.250	.130
BS6C-10	12-10	10	Y	.040	.26	1.01	.31	.28	.83	.250	.130

pu_24970_catC.indd 59 10/14/11 1:41 PM