


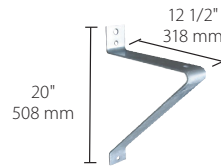
Cross Arm Bracket

BCAT2 - Galvanized Steel
Mounts to: BSF, BWALL9, BWC18 & BTW12
Accepts: 2 Trunnion Floods
Spacing: 28"
Max. Wt. Capacity: 52 lbs.
MAX. EPA: 5



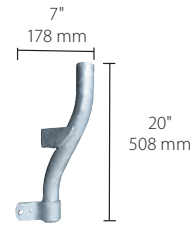
Trunnion Wall Bracket

BTW12 - Galvanized Steel
Mounts to: Wall
Accepts: Trunnion Floods
Spacing: 12"
Max. Wt. Capacity: 105 lbs.
Max. EPA: 5




Slipfitter "S" Bracket

BWS7 - Galvanized Steel
Mounts to: Wood pole
Accepts: 2 3/8" Slipfitter
Spacing: 7"
Max. Wt. Capacity: 105 lbs.
Max. EPA: 5



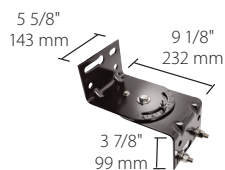
Slipfitter Bracket

BSF - Bronze
Mounts to: 2 3/8" Tenon
Accepts: Trunnion Floods
Max. Wt. : 40 lbs.
Max. EPA: 3.0
Bracket EPA: 0.2



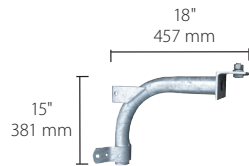
Wall Bracket

BWALL9 - Bronze
Mounts to: Wall
Accepts: Trunnion Floods
Spacing: 9"
Max. Wt. : 40 lbs.
Max. EPA: 3.0
Bracket EPA: 0.3



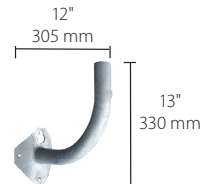
Curved Bracket for wood poles

BWC18 - Galvanized Steel
Mounts to: Wood pole
Accepts: Trunnion Floods
Spacing: 18"
Max. Wt. Capacity: 105 lbs.
Max. EPA: 5



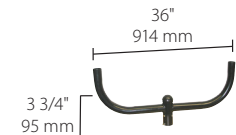
Slipfitter Bracket for wood poles

BWC12 - Galvanized Steel
Mounts to: Wood pole
Accepts: 2 3/8" Slipfitter
Spacing: 12"
Max. Wt. Capacity: 105 lbs.
Max. EPA: 5



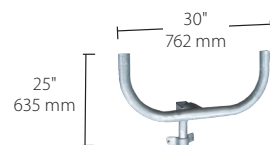
Bullhorn Bracket

BULL2 - Bronze
Accepts: 2 3/8" Slipfitter
Max. Wt. : 100 lbs. each
Max. EPA: 5.0 each
Bracket EPA: 1.35



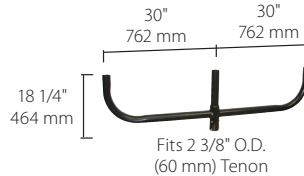
Slipfitter Bracket

BULL2W - Galvanized Steel
Accepts: 2 3/8" Slipfitter
Max. Wt. : 100 lbs. each
Max. EPA: 5.0 each
Bracket EPA: 1.35



Bullhorn Bracket

BULL3 - Bronze
Accepts: 2 3/8" Slipfitter
Max. Wt. : 90 lbs. each
Max. EPA: 4.0 each
Bracket EPA: 2.0



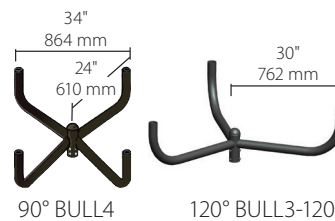
90° Bullhorn Bracket

BULL4 - Bronze

120° Bullhorn Bracket

BULL3-120 - Bronze

Accepts: 2 3/8" Slipfitter
Max. Wt. : 77 lbs. each
Max. EPA: 2.5 each
Bracket EPA: 3.3



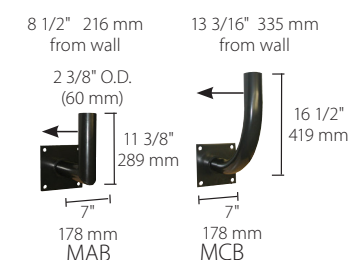
90° Slipfitter Bracket

MAB - Bronze

90° Curved Slipfitter Bracket

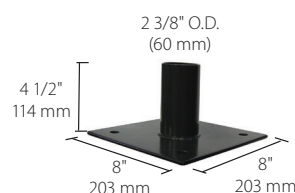
MCB - Bronze

Mounts to: Wall
Max. Wt. Capacity : 90 lbs.
Max. EPA: 4.0



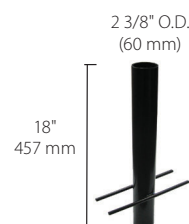
Surface mount

BGS - Bronze
Mounts to: Dock, deck, concrete
Accepts: 2 3/8" Slipfitter



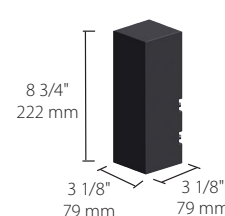
Slipfitter Concrete Mount

BGC - Bronze
Mounts into: poured concrete
Accepts: 2 3/8" Slipfitter



Tenon Adapter

BTA4 - Bronze
Mounts on: 2 3/8" Tenon
Accepts: Pole mount area lights with 2" hole spacing



Pendant Adapter

PAD2; PAD4 - Bronze
PAD2W; PAD4W - White
PAD2: Mounts 2 ALED luminaires
PAD4: Mounts 4 ALED luminaires

