

## Flush Service Floor Boxes


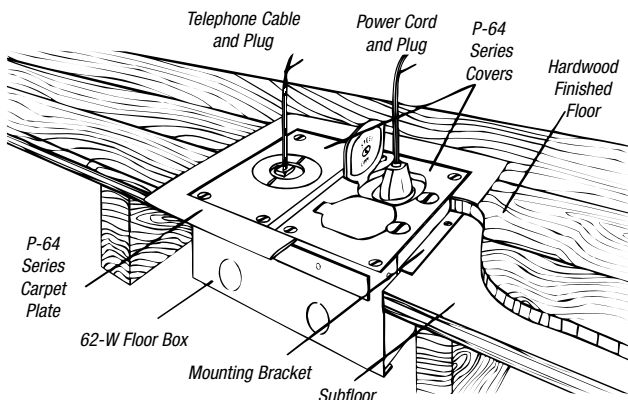
### For Wood Subfloors!

### 60W Series Floor Boxes

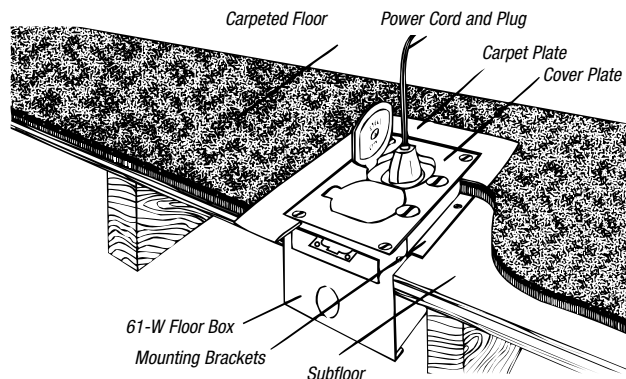
Steel City® 60W Series Floor Boxes provide single- and multi-gang solutions for wood subfloor applications.

- **NEW!** Three-gang configuration for high-capacity, multi-service installations
- **NEW!** Larger KOs ( $\frac{3}{4}$ " and 1") have been added to each gang for application flexibility
- Adjustable mounting brackets allow for various finished floor-material heights (hardwoods, tile or carpet)
- Ideal for open-layout residential applications, school auditoriums or commercial office space
- Voltage dividers are included with multi-gang boxes to accommodate power, voice and data services in the same floor box
- Full range of metallic and non-metallic cover and flange options

#### New Construction (New Work) Applications



#### Retrofit Construction (Old Work) Application



CAT. NO.	DIMENSION	A (IN.)	CAPACITY	STD. CTN.
61W	1-Gang Floor Box for Wood Subfloors $3\frac{1}{8}$ " Ends: (2) $\frac{1}{2}$ ", (2) $\frac{3}{4}$ " Bottom: (1) $\frac{1}{2}$ ", (1) 1"	$3\frac{1}{8}$	31 cu. in.	1
62W	2-Gang Floor Box for Wood Subfloors $7\frac{1}{8}$ " Ends: (4) $\frac{1}{2}$ ", (4) $\frac{3}{4}$ " Bottom: (2) $\frac{1}{2}$ ", (2) 1"	$7\frac{1}{8}$	60 cu. in.	1
63W	<b>NEW!</b> 3-Gang Floor Box for Wood Subfloors $10\frac{1}{4}$ " Ends: (6) $\frac{1}{2}$ ", (6) $\frac{3}{4}$ " Bottom: (3) $\frac{1}{2}$ ", (3) 1"	$10\frac{1}{4}$	90 cu. in.	1

