

Surface Raceway and Lighting Support Systems

Channel Joiners for Lay-In Wiring

The direction-change joiner fittings for Kindorf® Channels expand to three, the number of channel depths available for complete raceway wiring systems.

Joiner fittings are made for 1½", 1⅞" and 3" depths of 1½" wide channels. These three systems provide raceway conductor fill capacities for any lighting layout and with erected strength to spare for lighting fixture support.

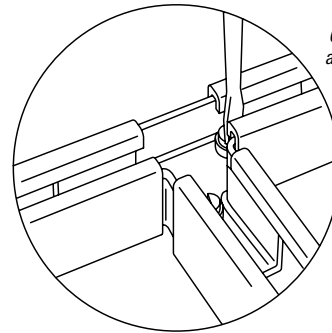
The joiner fitting rests inside the channel without obstructing the channel, or the lay-in of electrical conductors. No time-consuming "fishing" of conductors at the elbows, tee and crosses.

Installation is fast. Simply insert the fitting into the end of the channel and turn the captive set-screw. This "jack-screws" the fitting sidewalls beneath the channel lips for snug, strong joints. Standard Kindorf® Channel Closure Strip is used for a completely enclosed raceway.

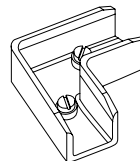
Listed by Underwriters Laboratories, Inc.

G-1500, G-1870 and G-3000 Series Direction Change Joiner Assemblies

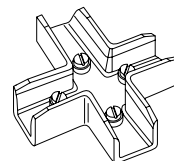
Direction change joiners for 1½", 1⅞" and 3" deep raceway channels complete with screws and washers. Joiners fit into end of channel. When screws are tightened, joiner is forced up against channel lips for secure installation. Conductors can be laid in, no pulling required. No need for junction boxes. Available in X, T, L and S configurations. Support required within 12" of each joiner.



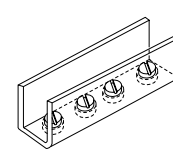
Channel should be supported a minimum of 12" from joiner.



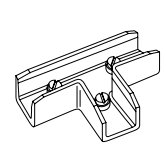
Elbow (L)



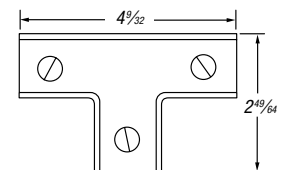
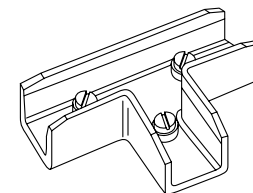
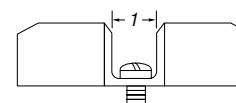
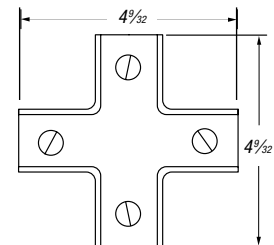
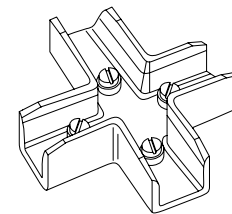
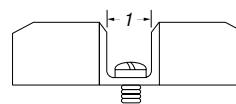
Cross (X)



Straight (S)



Tee (T)



X-Style — G-1500X, G-1870X and G-3000X



CAT. NO.	FOR USE WITH CHANNEL NO.	WT. LBS./C
Cast Aluminum		
G 1500 X	B-900 & G-975	44
G-1870X	B-901 & G-965	51
G-3000X	B-902 & G-955	79

Galv-Krom® finish.

T-Style — G-1501T, G-1871T and G-3001T



CAT. NO.	FOR USE WITH CHANNEL NO.	WT. LBS./C
Cast Aluminum		
G 1501 T	B-900 & G-975	34
G-1871T	B-901 & G-965	45
G-3001T	B-902 & G-955	66

Galv-Krom® finish.